

Constant Contact Survey Results

Campaign Name: PCR "Rails By The River 2023" Convention Survey






Survey Starts: 121

Survey Submits: 60

Export Date: 05/22/2023 03:18 PM






NUMERIC SCALE

How would you rate your experience registering for the convention?

Answer Choice	0%	100%	Number of Responses	Responses Ratio
1 (Extremely Satisfied)			40	66%
2			10	16%
3			3	5%
4			2	3%
5 (Very Unsatisfied)			5	8%
Mean	1.70			
Median	1.00			
Total Responses			60	100%






NUMERIC SCALE

How satisfied were you with the hotel accommodations provided by the Courtyard by Marriott Cal Expo?

Answer Choice	0%	100%	Number of Responses	Responses Ratio
1 (Extremely Satisfied)			17	31%
2			11	20%
3			14	25%
4			6	11%
5 (Very Unsatisfied)			6	11%
Mean	2.50			
Median	2.00			
Total Responses			54	100%






NUMERIC SCALE

How satisfied were you with the selection of clinic presentations offered at the convention?

Answer Choice	0%	100%	Number of Responses	Responses Ratio
1 (Extremely Satisfied)			27	46%
2			17	29%
3			7	12%
4			6	10%
5 (Very Unsatisfied)			1	1%
Mean	1.91			
Median	2.00			
Total Responses			58	100%





NUMERIC SCALE

If you participated in touring any of the layouts on the convention tour list how was your experience?

Answer Choice	0%	100%	Number of Responses	Responses Ratio
1 (Extremely Satisfied)			14	51%
2			8	29%
3			2	7%
4			1	3%
5 (Very Unsatisfied)			2	7%
Mean	1.85			
Median	1.00			
Total Responses			27	100%





NUMERIC SCALE

If you participated in any of the operating sessions that were offered during the convention, how satisfied were you with the experience?

Answer Choice	0%	100%	Number of Responses	Responses Ratio
1 (Extremely Satisfied)			12	54%
2			6	27%
3			0	0%
4			2	9%
5 (Very Unsatisfied)			2	9%
Mean	1.91			
Median	1.00			
Total Responses			22	100%





NUMERIC SCALE

If you entered an item(s) in the judging contest, how satisfied were you with the experience?

Answer Choice	0%	100%	Number of Responses	Responses Ratio
1 (Extremely Satisfied)			8	66%
2			2	16%
3			1	8%
4			1	8%
5 (Very Unsatisfied)			0	0%
Mean	1.58			
Median	1.00			
Total Responses			12	100%






NUMERIC SCALE

If you were a non-rail participant at the convention, how satisfied were you with the experience?

Answer Choice	0%	100%	Number of Responses	Responses Ratio
1 (Extremely Satisfied)			4	44%
2			3	33%
3			1	11%
4			1	11%
5 (Very Unsatisfied)			0	0%
Mean	1.89			
Median	2.00			
Total Responses			9	100%






NUMERIC SCALE

If you attended the Saturday evening banquet, how satisfied were you with the food offerings?

Answer Choice	0%	100%	Number of Responses	Responses Ratio
1 (Extremely Satisfied)			12	29%
2			16	39%
3			5	12%
4			5	12%
5 (Very Unsatisfied)			3	7%
Mean	2.29			
Median	2.00			
Total Responses			41	100%




NUMERIC SCALE

If you attended the Saturday evening banquet, how satisfied were you with the choice of featured speaker?

Answer Choice	0%	100%	Number of Responses	Responses Ratio
1 (Extremely Satisfied)			26	63%
2			7	17%
3			2	4%
4			3	7%
5 (Very Unsatisfied)			3	7%
Mean	1.78			
Median	1.00			
Total Responses			41	100%


NUMERIC SCALE

If you participated in the Siemens Light Rail Factory Tour, how satisfied were you with the experience?

Answer Choice	0%	100%	Number of Responses	Responses Ratio
1 (Extremely Satisfied)			4	66%
2			0	0%
3			0	0%
4			1	16%
5 (Very Unsatisfied)			1	16%
Mean	2.17			
Median	1.00			
Total Responses			6	100%

NUMERIC SCALE

If you participated in the California State Railroad Museum Tour, how satisfied were you with the experience?

Answer Choice	0%	100%	Number of Responses	Responses Ratio
1 (Extremely Satisfied)			4	100%
2			0	0%
3			0	0%
4			0	0%
5 (Very Unsatisfied)			0	0%
Mean	1.00			
Median	1.00			
Total Responses			4	100%






NUMERIC SCALE

If you participated in the California State Museum Collection tour, how satisfied were you with the experience?

Answer Choice	0%	100%	Number of Responses	Responses Ratio
1 (Extremely Satisfied)			3	100%
2			0	0%
3			0	0%
4			0	0%
5 (Very Unsatisfied)			0	0%
Mean	1.00			
Median	1.00			
Total Responses			3	100%






NUMERIC SCALE

The clinic presentations that were given in Golden State Room "D" (aka virtual room) will be offered for convention attendees to view online. Do you plan to watch any of them?

Answer Choice	0%	100%	Number of Responses	Responses Ratio
1 (Likely to view all)			13	24%
2			17	32%
3			10	18%
4			5	9%
5 (Unlikely to view any)			8	15%
Mean	2.58			
Median	2.00			
Total Responses			53	100%

NUMERIC SCALE

Next year's PCR Convention "The Tech Line" is being hosted by the Coast Division and is scheduled to take place at the Sonesta San Jose Hotel, in Milpitas, CA, April 24 through 28. How likely is it that you will attend the convention?

Answer Choice	0%	100%	Number of Responses	Responses Ratio
1 (Extremely Likely)			32	53%
2			7	11%
3			13	21%
4			2	3%
5 (Very Unlikely)			6	10%
Mean	2.05			
Median	1.00			
Total Responses			60	100%