

BUILDER'S LOT No. 8241

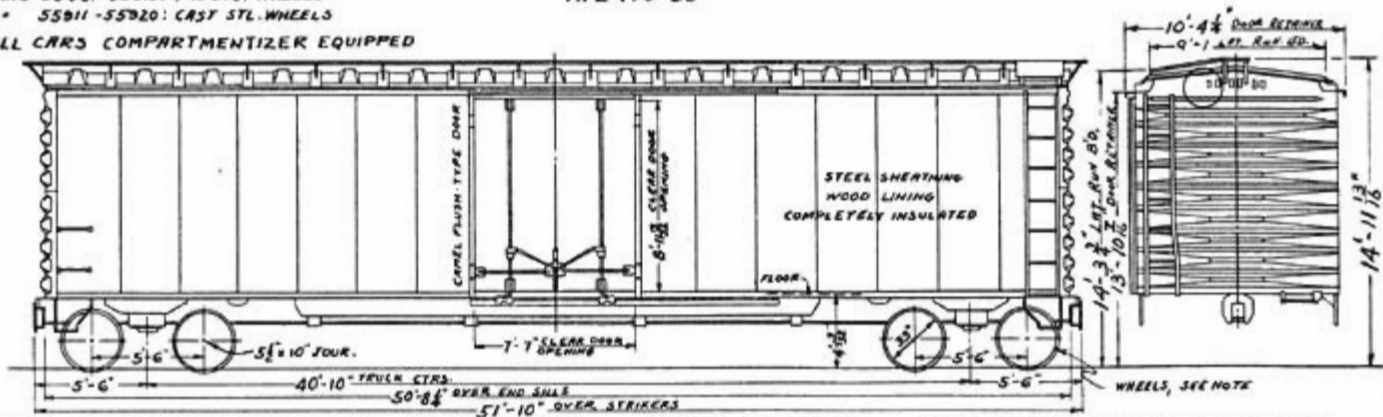
INSULATED BOX CAR, CLASS RBL
 BUILT BY PULLMAN STANDARD AUG. 1955
 AFE 179-55

CAR Nos. 55901-55920
 ORIG. No. OF CARS - 20

CARS 55901-55910: 1-W STL. WHEELS
 * 55911-55920: CAST STL. WHEELS

ALL CARS COMPARTMENTIZER EQUIPPED

REVISED:
 3-24-60



A.S.F. A-3 RIDE CONTROL TRUCKS
 N.M.I.S.C. Co. TYPE MF-275 RUBBER DR. GEAR
 AAR FRICTION BEARINGS

LENGTH INSIDE --- 50'-1 1/4"
 WIDTH " --- 9'-2 1/2"
 HEIGHT " --- 9'-6 3/2"

CAPACITY --- 100000 LBS.
 " --- 4327 CU. FT.

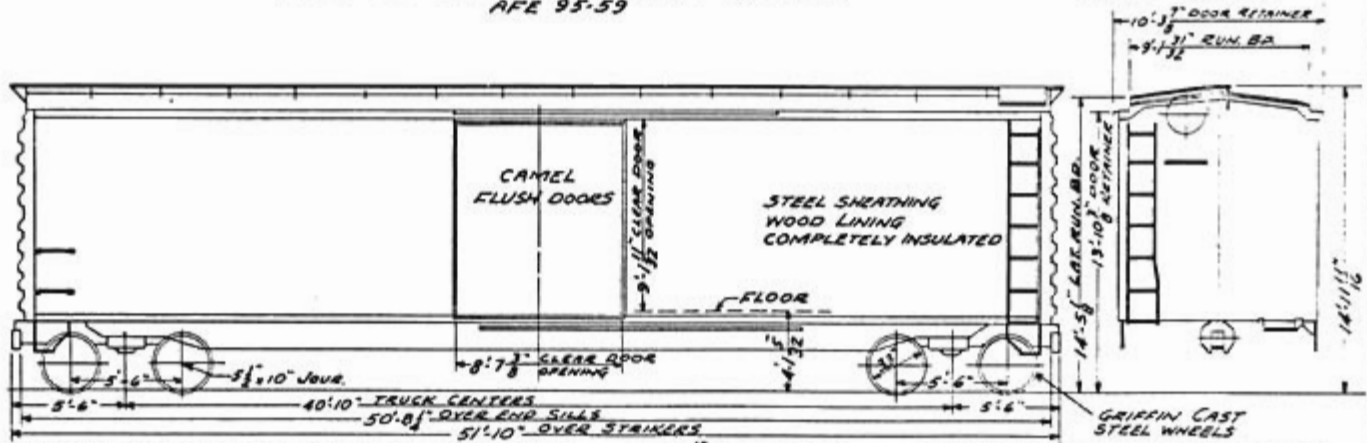
WEIGHT - BODY 49710
 TRUCKS 14590
 TOTAL 64300 LBS.

RDC 3-13-55

BUILDERS LOT NO. 8487

INSULATED BOX CARS, CLASS RBL
 BUILT BY PULLMAN STANDARD JUNE 1959
 AFE 95-59

CAR NOS 55926-55950
 NO. OF CARS 25



SCULLIN A-3 RIDE CONTROL TRUCKS
 CARDWELL WESTHSE DRAFT GEAR NY-11-F
 TIMKEN AP ROLLER BEARINGS

LENGTH INSIDE	50'-11 1/2"
WIDTH	9'-2 1/2"
HEIGHT	9'-6 3/2"

CAPACITY	10000 LBS
	4327 CU.FT.

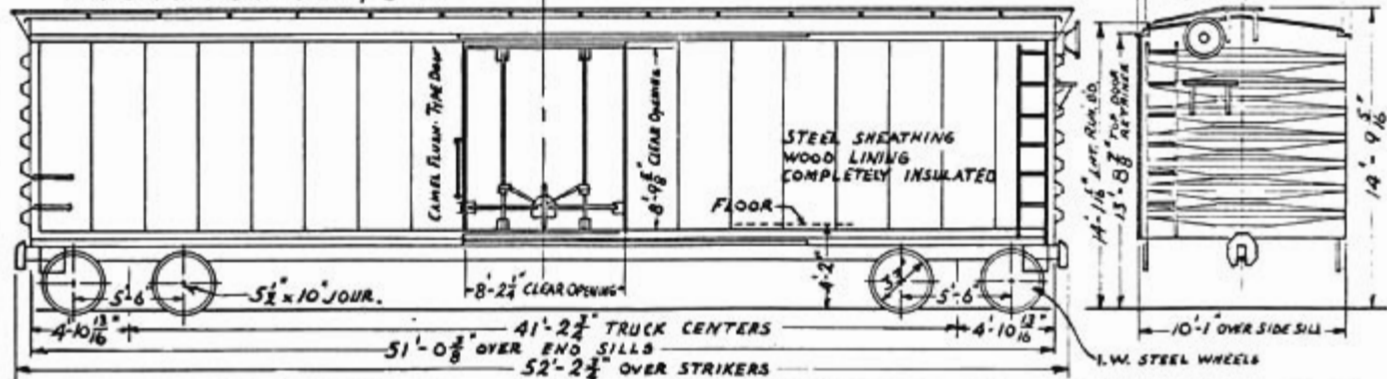
WEIGHT - BODY 46410
 TRUCKS 14590
 TOTAL 61000 LBS.

BUILDER'S LOT NO. WP-55.

INSULATED BOX CAR, CLASS RBL
 BUILT BY PACIFIC CAR & FDY. CO. APRIL 1956
 AFE 90-56.

CAR Nos. 55951-56000.
 No. OF CARS - 50.

NOTE: THESE CARS ARE EQUIPPED
 WITH EVANS TYPE DF LORDER, 8 BELT



TRUCKS, BARBER STABILIZED TYPE S-2-C.
 RUBBER DRAFT GEAR. N.M. & S.C. CO. TYPE MF-400.
 AAR FRICTION BEARINGS

LENGTH INSIDE 50'-0"
 WIDTH " 9'-1 1/2"
 HEIGHT " 9'-1"

CAPACITY 94000 LBS
 " 4154 CU. FT.

WEIGHT BODY 50110
 " TRUCKS 14520
 " TOTAL 72700 LBS

N.H.L. 1-9-57.

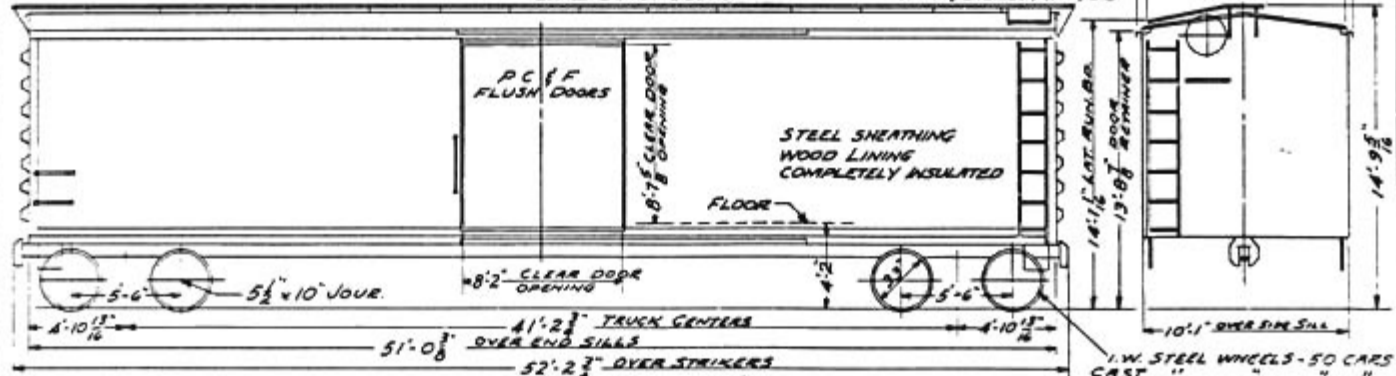
BUILDERS LOT No. WP-57

INSULATED BOX CARS, CLASS RBL
 BUILT BY PACIFIC CAR & FDRY. CO. DEC. 1957
 AFE 71-57

CAR NOS. 56001-56100
 NO. OF CARS - 100

NOTE: THESE CARS ARE EQUIPPED
 WITH EVANS TYPE OF LOADERS, 8 BELT

CARS 56001-56050 DRAFT GEAR W.H. MINER FR-16
 CARS 56051-56100 " " N.M. & S.C. Co. MF-400



BARBER 5-2-C STABILIZED TRUCKS
 DRAFT GEAR - SEE ABOVE
 50 HYATT & 50 TIMKEN AP ROLLER BEARINGS

LENGTH INSIDE	50' 0"
WIDTH	9' 1"
HEIGHT	9' 1"

CAPACITY	97000 LBS
	4154 CUFT.

WEIGHT BODY	56710
TRUCKS	14590
TOTAL	71300 LBS.

BUILDERS LOT NO. 8487

INSULATED BOX CARS, CLASS RBL
BUILT BY PULLMAN STANDARD JUNE 1959

CAR Nos. 56101-56175

NO. OF CARS 75

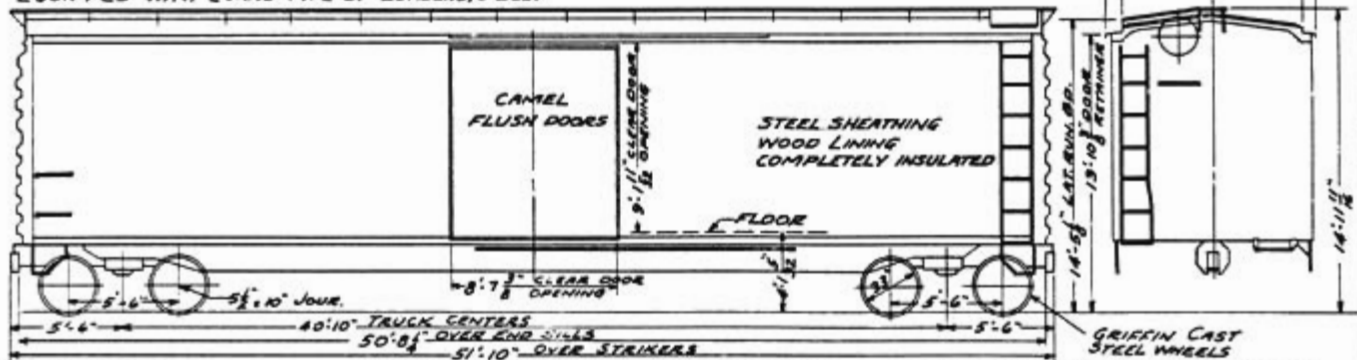
NOTE:

CARS 56101-56150 HAVE NAT'L. MALL. C-1 TRUCKS.

AFE 95-59

CARS 56151-56175 HAVE SCULLIN A-3 RIDE CONTROL TRUCKS

EQUIPPED WITH EVANS TYPE OF LOADERS, 8 BELT



TRUCKS, SEE NOTE.

CARDWELL WESTHSE DRAFT GEAR NY-11-F

TIMKEN AD ROLLER BEARINGS

LENGTH INSIDE

50'-1 1/2"

CAPACITY

100000 LBS

WIDTH

9'-0 3/8"

4322 CUFT

HEIGHT

9'-6 3/32"

WEIGHT-BODY 50010

TRUCKS 14590

TOTAL 64600 LBS.

BUILDERS LOT No. WP-60

INSULATED BOX CARS, CLASS RBL
 BUILT BY PACIFIC CAR & FDRY. CO. NOV. 1960
 AFE 73-60

CAR NOS 56176-56325
 NO. OF CARS 150

EQUIPPED WITH "CAR PAC" LOADERS, 8 BELT

* CARS 56213, 56284 EQUIPPED WITH MINER M-20 CUSHION GEAR, 20" TRAVEL.
 CAR 56311 EQUIPPED WITH FREIGHT MASTER CUSHION GEAR, 15" "

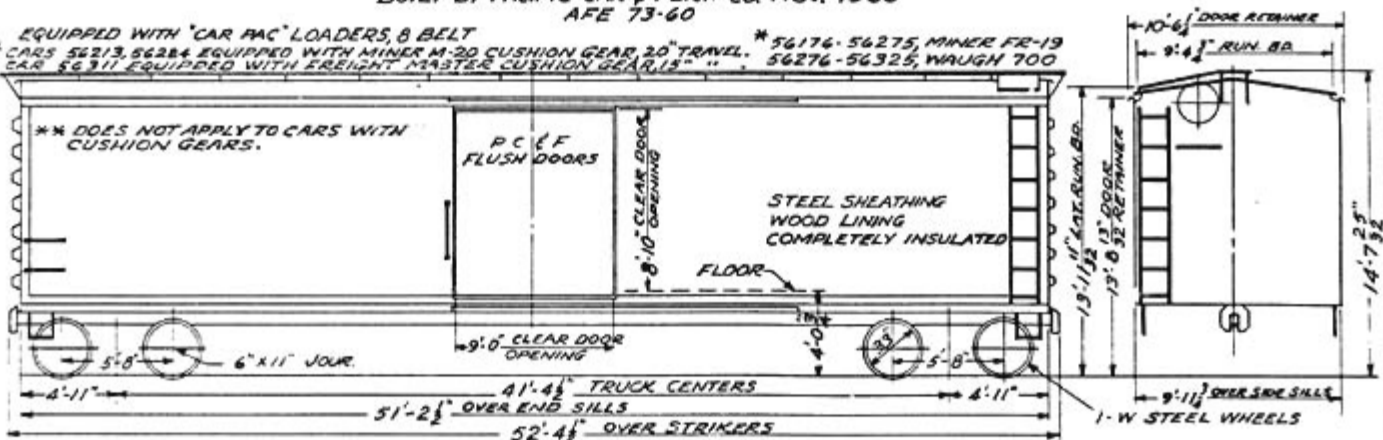
* 56176-56275, MINER FR-19
 * 56276-56325, WAUGH 700

** DOES NOT APPLY TO CARS WITH
 CUSHION GEARS.

P C & F
 FLUSH DOORS

STEEL SHEATHING
 WOOD LINING
 COMPLETELY INSULATED

FLOOR



BARBER S-2-C STABILIZED TRUCKS
 DRAFT GEAR, SEE ABOVE *
 TIMKEN AP ROLLER BEARINGS

LENGTH INSIDE	50'-6"
WIDTH	9'-4 3/4"
HEIGHT	9'-5"

CAPACITY	140,000 LBS.
	4445 CU.FT.

WEIGHT - BODY	52360
TRUCKS	16440
** TOTAL	68800

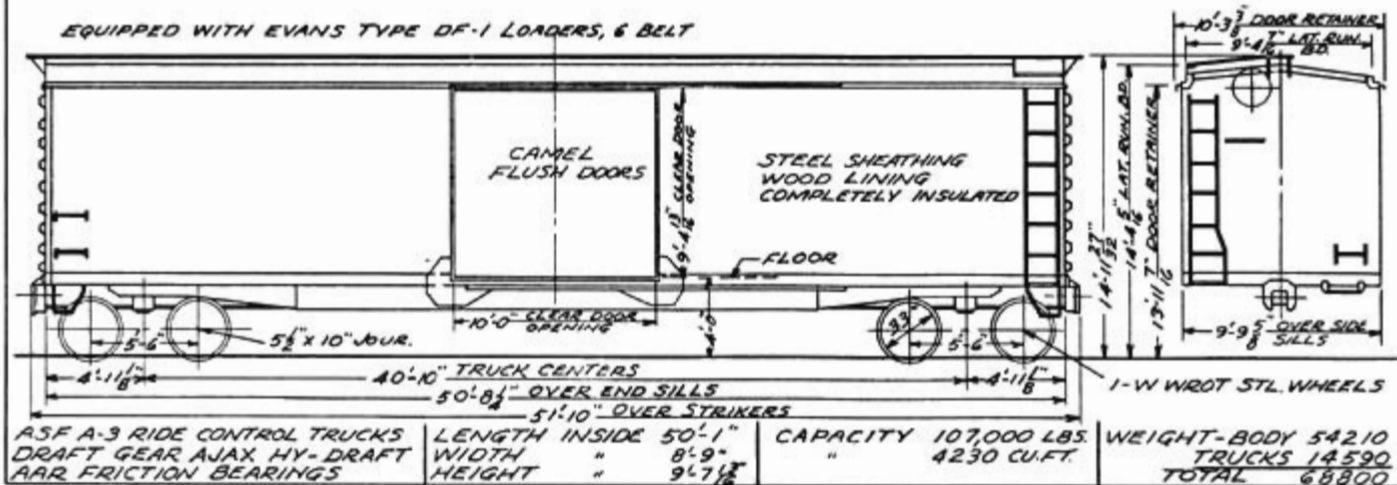
** TOTAL 68800

BUILDERS LOT NO. R-8960

INSULATED BOX CARS, CLASS RBL
 LEASED FROM BANK OF AMERICA OCT. 1, 1964
 REBUILT BY PULLMAN-STANDARD JUN. 1965

CAR NOS. 57001-57100
 NO. OF CARS 100

EQUIPPED WITH EVANS TYPE DF-1 LOADERS, 6 BELT



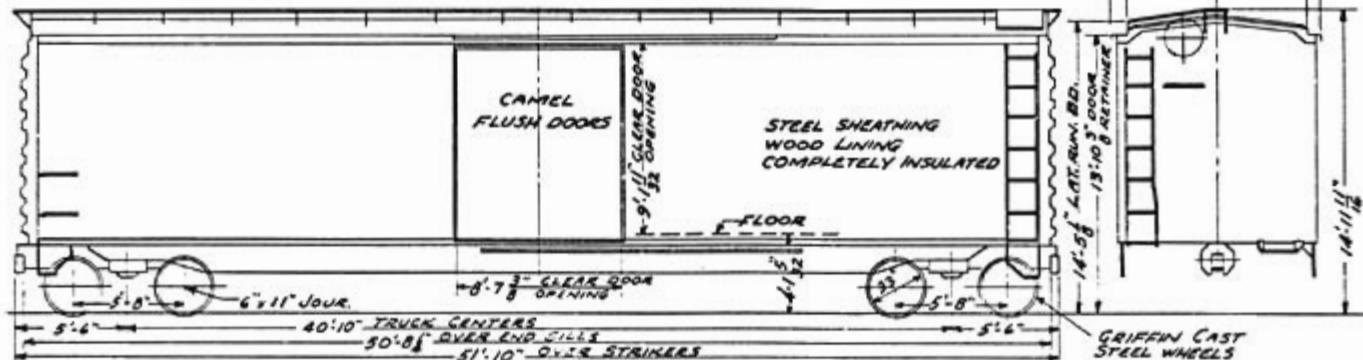
RWC 6-9-66

BUILDERS Lot No. 8525

INSULATED BOX CARS, CLASS RBL
 BUILT BY PULLMAN STANDARD OCT. 1959
 AFE 168-59

CAR NOS. 59001-59025
 CAR NOS. 59101-59125
 NO. OF CARS 50

CARS 59001-59025 EQUIPPED WITH "CAR PAC" LOADERS, 8 BELT
 CARS 59101-59125 EQUIPPED WITH "CAR PAC" LOADERS, 6 BELT



ASF A-3 RIDE CONTROL TRUCKS
 N.M. & S.C. Co. MF-400 RUBBER DRAFT GEARS
 TIMKEN AP ROLLER BEARINGS

LENGTH INSIDE --- 50'-1 1/2"
 WIDTH " --- 9'-2 1/2"
 HEIGHT " --- 9'-6 3/4"

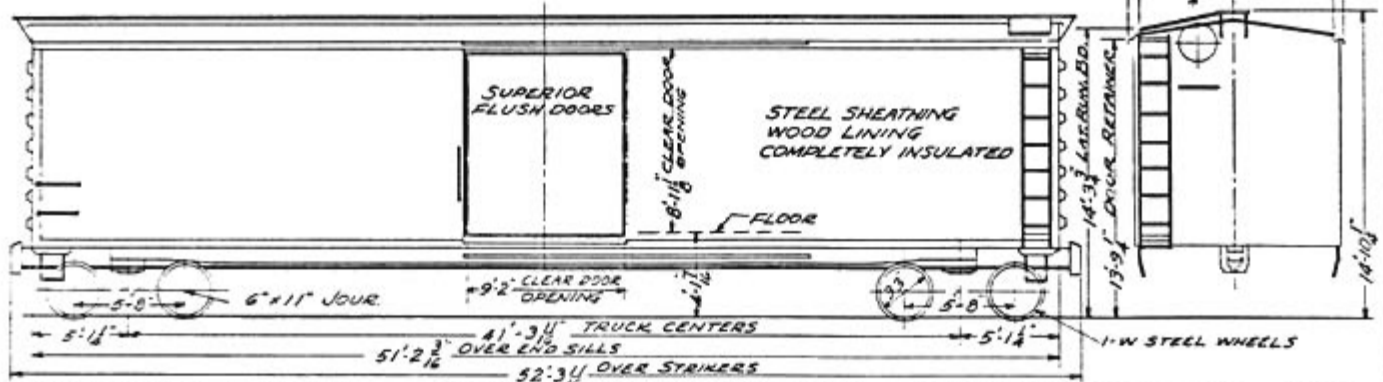
CAPACITY --- 140000 LBS.
 " --- 4389 CU. FT.

WEIGHT - BODY 50060
 TRUCKS 16440
 TOTAL 66500 LBS.

INSULATED BOX CARS, CLASS RBL
 BUILT BY THRALL CAR MFG CO. JAN. 1961
 AFE 119-61

CAR NOS. 59130-59131
 NO. OF CARS 2

EQUIPPED WITH "CAR PAC" LOADERS, 6 BELT



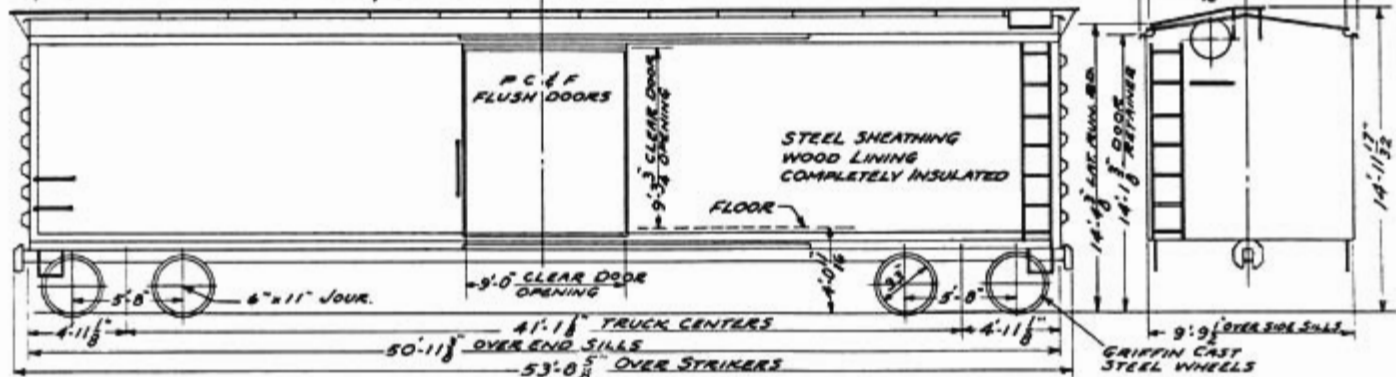
ASF A-3 RIDE CONTROL TRUCKS	LENGTH INSIDE	50'-6"	CAPACITY	140,000 LBS	WEIGHT-BODY	47860
MINER A-22-XL RUBBER DRAFT GEARS	WIDTH	9'-4"	"	4477 CUFT	TRUCKS	16440
HYATT ROLLER BEARINGS	HEIGHT	9'-6"	"		TOTAL	64300 LBS

BUILDERS LOT No. WP-59

INSULATED BOX CARS, CLASS RBL
 BUILT BY PACIFIC CAR & FDRY. CO. FEB. 1960
 AFE 168-59

CAR NOS. 60001-60050
 NO. OF CARS 50

EQUIPPED WITH "CAR PAC" LOADERS, 8 BELT
 & HYDRAULIC SHOCK CONTROL, 10" TRAVEL



BARBER 5-2-C STABILIZED TRUCKS
 MINER FR-19 RUBBER DRAFT GEARS
 TIMKEN AP ROLLER BEARINGS

LENGTH INSIDE -- 50'-1"
 WIDTH " -- 9'-2"
 HEIGHT " -- 9'-10"

CAPACITY -- 124,000 LBS
 " -- 4512 CU.FT.

WEIGHT-BODY 68560
 TRUCKS 16440
 TOTAL 85000 LBS.

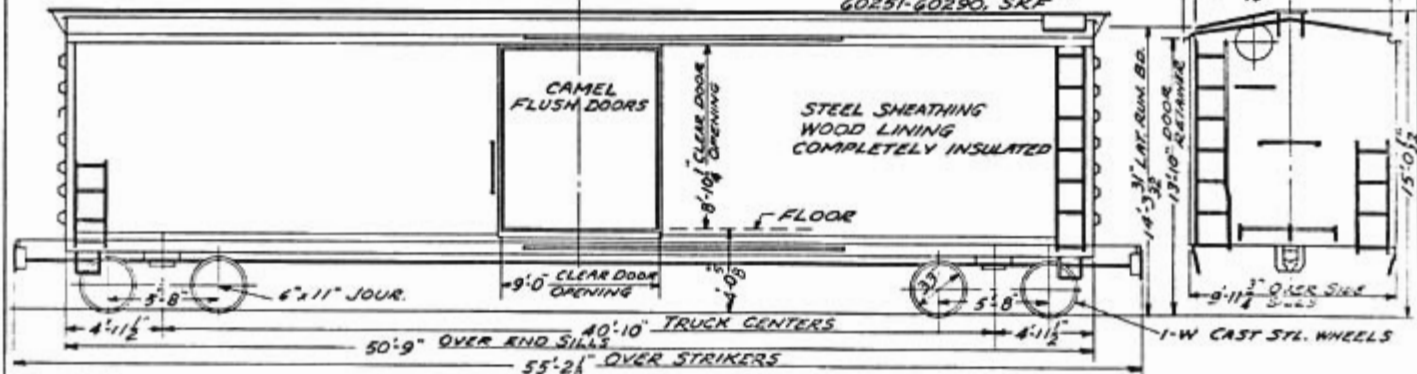
BUILDERS LOT NO. WP-62

INSULATED BOX CARS, CLASS RBL
 BUILT BY PACIFIC CAR & FDRY. CO. JULY 1962
 AFE 4-62

CAR NOS. 60101-60290
 NO. OF CARS 190

EQUIPPED WITH "CAR PAC" LOADERS, 6 BELT
 & KEYSTONE HYDRAULIC SHOCK CONTROL - 20" TRAVEL

ROLLER BEARINGS
 60101-60150, HYATT
 60151-60250, TIMKEN
 60251-60290, SKF



BARBER 5-2-C STABILIZED TRUCKS

WAUGHMAT CUSHION TYPE WM-CG3 DRIFT GEAR

ROLLER BEARINGS - SEE ABOVE

LENGTH INSIDE

WIDTH "

HEIGHT "

50'-1"

9'-4 1/2"

9'-9 1/2"

CAPACITY

"

"

140,000 LBS.

4575 CUFT.

WEIGHT - BODY

TRUCKS

TOTAL

55200

16400

71600

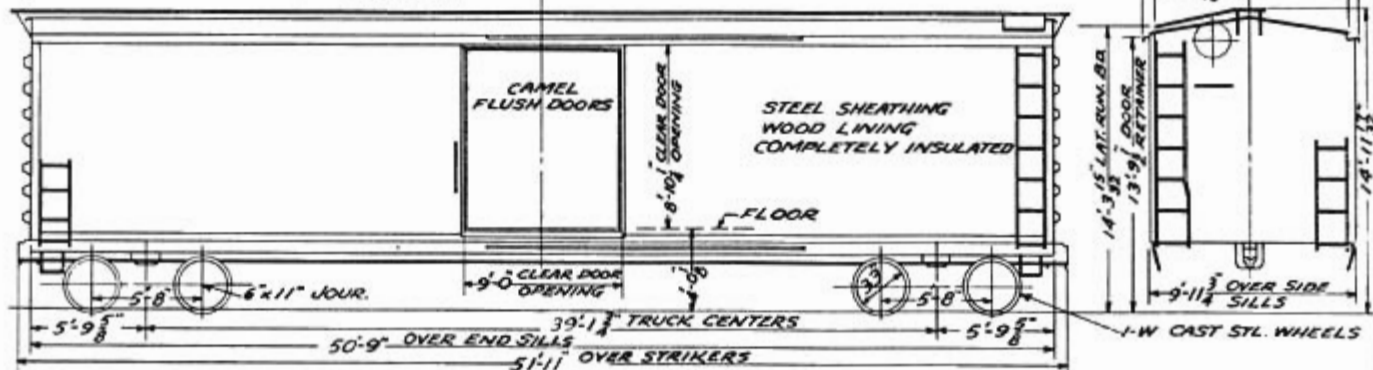
RVC 4-25-63

BUILDERS LOT NO. WP-62

INSULATED BOX CARS, CLASS RBL
 BUILT BY PACIFIC CAR & FDRY. CO. JULY 1962
 AFE 4-62

CAR NOS. 60291-60300
 NO. OF CARS 10

EQUIPPED WITH "CAR PAC" LOADERS, 6 BELT
 & BARBER CUSHION TUBE - 10" TRAVEL



BARBER S-2-C STABILIZED TRUCKS	LENGTH INSIDE	50'-1"	CAPACITY	140,000 LBS.	WEIGHT-BODY	50960
CARDWELL-WEST MARK 80 DRAFT GEAR	WIDTH	9'-4 3/8"	"	4575 CU.FT.	TRUCKS	16440
SKF ROLLER BEARINGS	HEIGHT	9'-9 1/4"	"		TOTAL	67400

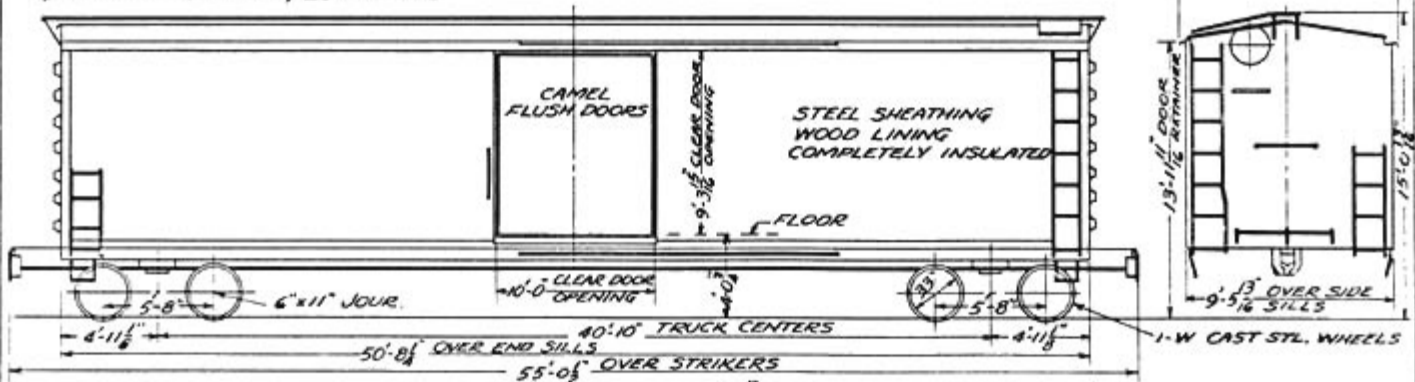
RWC 5-1-63

BUILDERS LOT NO PW-61

INSULATED BOX CARS, CLASS RBL
 BUILT BY PACIFIC CAR & FDRY. CO. MAR. 1962
 AFE 3-62

CAR NOS. 60501-60514
 NO. OF CARS 14

EQUIPPED WITH EVANS TYPE DFB LOADERS
 & HYORA-CUSHION, 20" TRAVEL



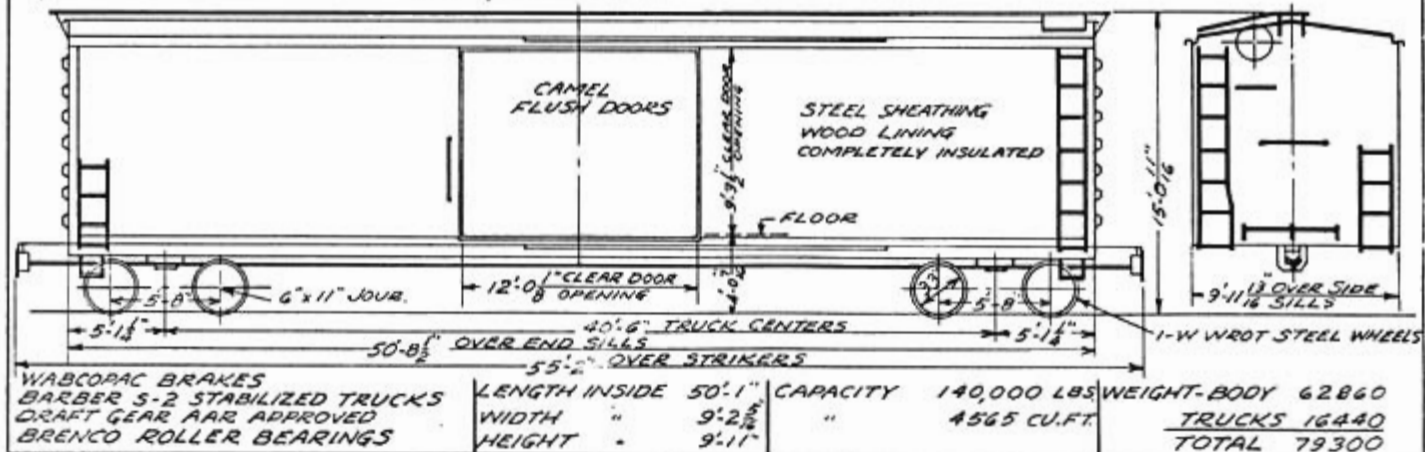
BARBER S-2-C STABILIZED TRUCKS	LENGTH INSIDE	50'-11 1/16"	CAPACITY	140,000 LBS.	WEIGHT-BODY	56,860
WRAUGHMAT CUSHION TYPE WM-CG3 DRAFT GEAR	WIDTH	9'-3 9/16"	"	4555 CU.FT.	TRUCKS	16,440
TIMKEN AP ROLLER BEARINGS	HEIGHT	9'-10 1/16"			TOTAL	73,300

RWC 5-16-63

INSULATED BOX CARS, CLASS RBL
 LEASED FROM N.A.C.C. AUG. 1965 CONTRACT 1-9322-4
 BUILT BY N.A.C.C. OCT. 1965

CAR NOS. 60521-60525
 NO. OF CARS 5

EQUIPPED WITH EVANS TYPE DFB LOADERS, 1 PC.
 & KEYSTONE CUSHION UNDERFRAME, 20" TRAVEL



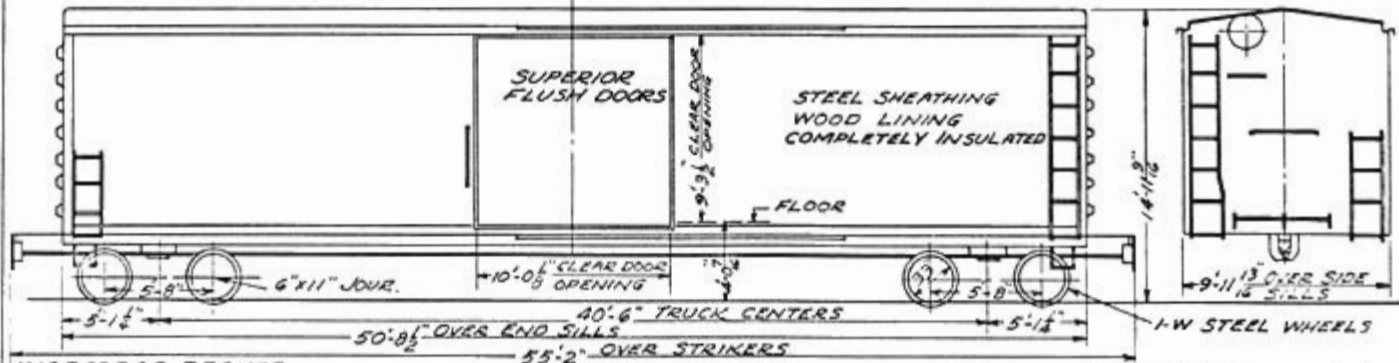
RWC 6-27-66

INSULATED BOX CARS, CLASS RBL
 LEASED FROM N.A.C.C. FEB 28, 1966 CONTRACT 1-9322-5
 BUILT BY N.A.C.C. JUNE 1966

CAR NOS. 60526-60535
 NO. OF CARS 10

REV. 1-23-68

EQUIPPED WITH EQUIPCO 2 PC. LOAD DIVIDER, 3 SETS PER CAR
 & KEYSTONE CUSHION UNDERFRAME - 20" TRAVEL



WABCO PAC BRAKES
 BARBER S-2 STABILIZED TRUCKS
 DRAFT GEAR AAR APPROVED
 BRENCO ROLLER BEARINGS

LENGTH INSIDE	50'-1"
WIDTH	9'-2 7/8"
HEIGHT	9'-11"

CAPACITY	140,000 LBS.
	4589 CU.FT.

WEIGHT-BODY	61460
TRUCKS	16440
TOTAL	77,900

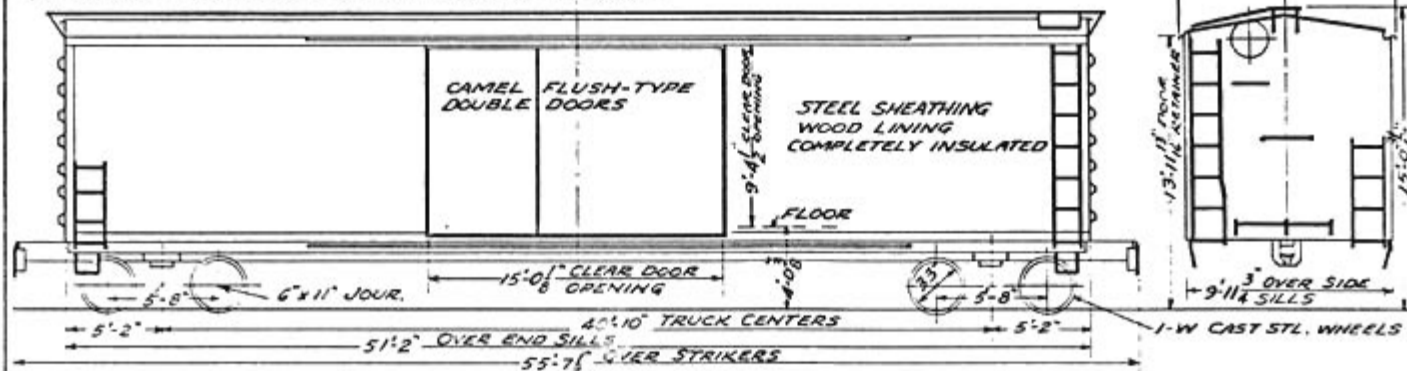
RWC 7-29-66

BUILDERS LOT NO. WPL-62

INSULATED BOX CARS, CLASS RBL
 BUILT BY PACIFIC CAR & FDRY. CO. MARCH 1963
 AFE 29-63

CAR NOS. 60601-60650
 NO. OF CARS 50

EQUIPPED WITH EVANS TYPE DFB LOADERS
 & KEYSTONE HYDRAULIC SHOCK CONTROL-20" TRAVEL



BARBER S-2-C STABILIZED TRUCKS	LENGTH INSIDE	50'-6"	CAPACITY	140,000 LBS	WEIGHT-BODY	62760
WAUGHMAT CUSHION TYPE WM-CG3 DRAFT GEAR	WIDTH	9'-4"	"	4712 CU.FT.	TRUCKS	16440
TIMKEN AP ROLLER BEARINGS	HEIGHT	9'-11"			TOTAL	79200

ENC 5-20-63

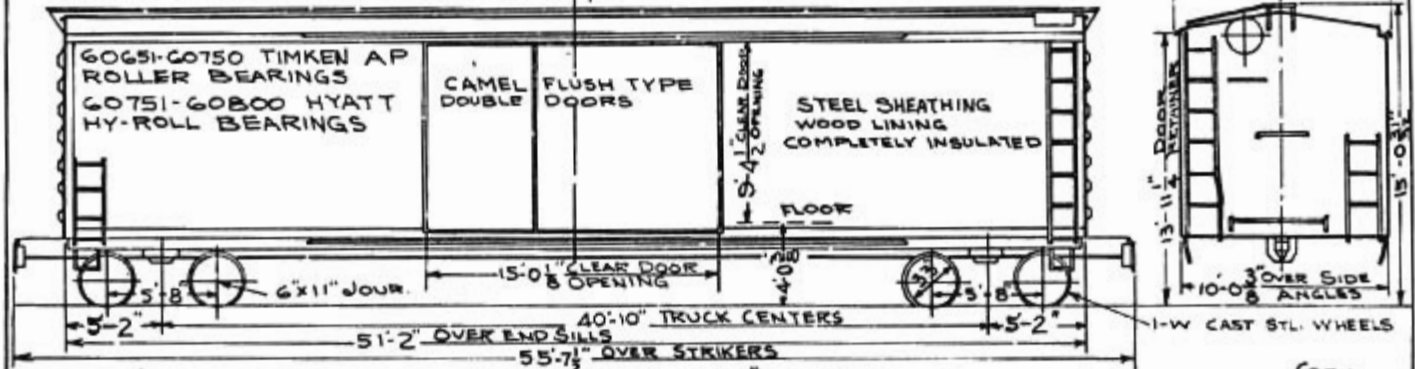
BUILDERS LOT NO WP-63

INSULATED BOX CARS, CLASS RBL
 BUILT BY PACIFIC CAR & DRY CO AUGUST 1964

CAR NOS. 60651-60800
 NO. OF CARS 150
 AFE 138-64

~~60651-60725~~
 WEIGHT BODY - 61360
 EQUIPCO - 2 PC. LOAD DIVIDER
 KEYSTONE CUSHION UNDERFRAME 20' TRAVEL

~~60726-60800~~
 WEIGHT BODY - 59260
 EQUIPCO - 1 PC. LOAD DIVIDER
 FREIGHT SAVER CUSHION UNDERFRAME 20' TRAVEL



BARBER S-2-C STABILIZED TRUCKS
 WAUGHMAT CUSHIONTYPE WM-CG-5
 DRAFT GEAR

LENGTH INSIDE	50'-6 1/2"	CAPACITY	140,000 LBS
WIDTH	9'-4 3/8"	"	4707 CU.FT.
HEIGHT	9'-11 1/2"	"	

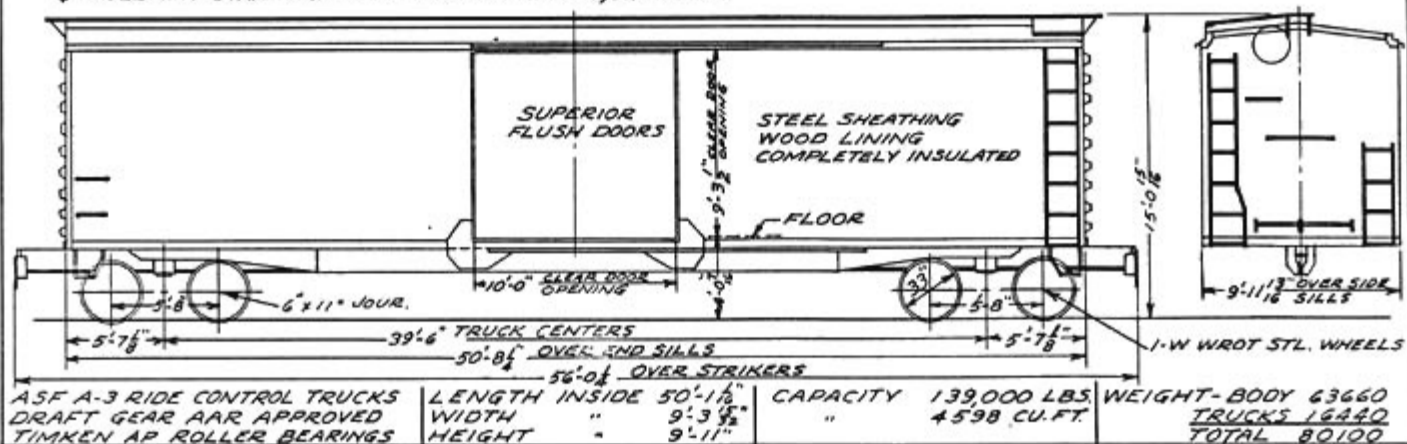
WEIGHT BODY { SEE ABOVE }
 TRUCKS { ABOVE }
 TOTAL 16440

INSULATED BOX CARS, CLASS RBL
 LEASED FROM N.A.C.C. SEPT 1964, CONTRACT 19322-3
 BUILT BY PULLMAN-STANDARD NOV. 1963

CAR NOS. 60801-60814
 NO. OF CARS 14

REV. 1-23-68

EQUIPPED WITH EVANS TYPE DFB LOADERS, 1 PC.
 & PULLMAN-STANDARD CUSHION UNDERFRAME, 20" TRAVEL



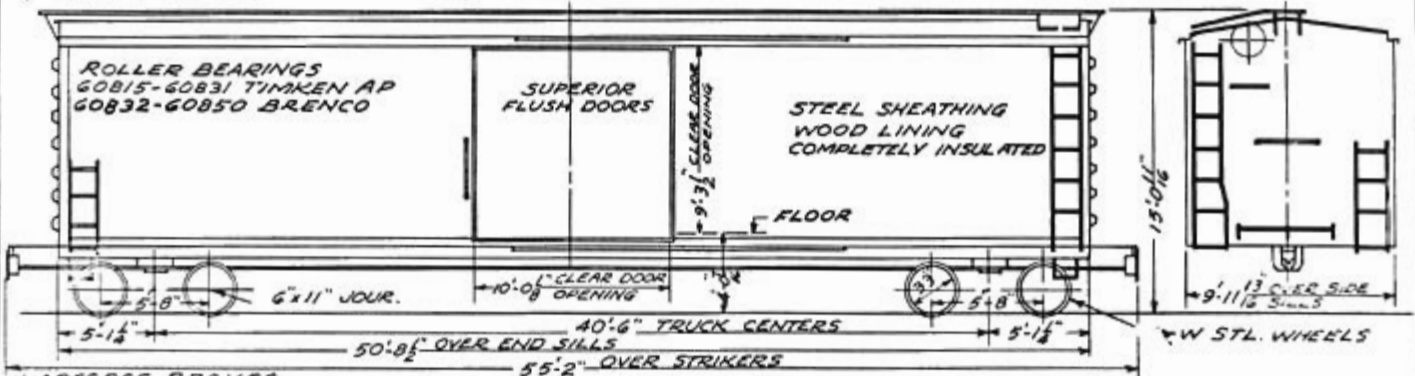
RWC 6-24-66

RF 23-68

INSULATED BOX CARS, CLASS RBL
 LEASED FROM N.A.C.C. SEPT 1964, CONTRACT 1-9322-3
 BUILT BY N.A.C.C. SEPT. 1965

CAR NOS 60815-60831,
 60832-60850
 NO OF CARS 36

EQUIPPED WITH EVANS TYPE DFB LOADERS, 1 PC.
 6" KEYSTONE CUSHION UNDERFRAME, 20" TRAVEL



WABCO PAC BRAKES
 BARBER 5-2 STABILIZED TRUCKS
 DRAFT GEAR AAR APPROVED
 ROLLER BEARINGS - SEE ABOVE

LENGTH INSIDE	50'-1"
WIDTH	9'-3 1/2"
HEIGHT	9'-11"

CAPACITY	140,000 LBS.
	4604 CU.FT.

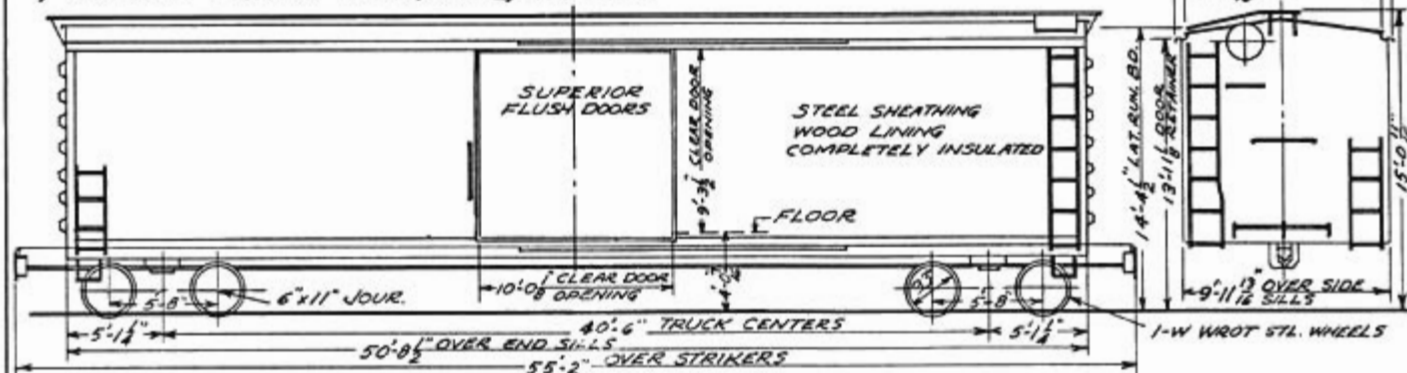
WEIGHT-BODY	61960
TRUCKS	16440
TOTAL	78400

RL 23-68

INSULATED BOX CARS, CLASS RBL
 LEASED FROM N.A.C.C. SEPT 1964 CONTRACT 1-9322-3
 BUILT BY N.A.C.C. APRIL 1965

CAR NOS. 60851-60950
 NO. OF CARS 100

EQUIPPED WITH EVANS TYPE DFB LOADERS, 1 PC.
 & KEYSTONE CUSHION UNDERFRAME, 20" TRAVEL



BARBER S-2-C STABILIZED TRUCKS	LENGTH INSIDE	50'-1"	CAPACITY	140,000 LBS.	WEIGHT-BODY	61960
DRAFT GEAR AAR APPROVED	WIDTH	9'-3 1/4"	"	4604 CU.FT.	TRUCKS	16440
TIMKEN AP ROLLER BEARINGS	HEIGHT	9'-11"			TOTAL	78400

RWC G-22-66

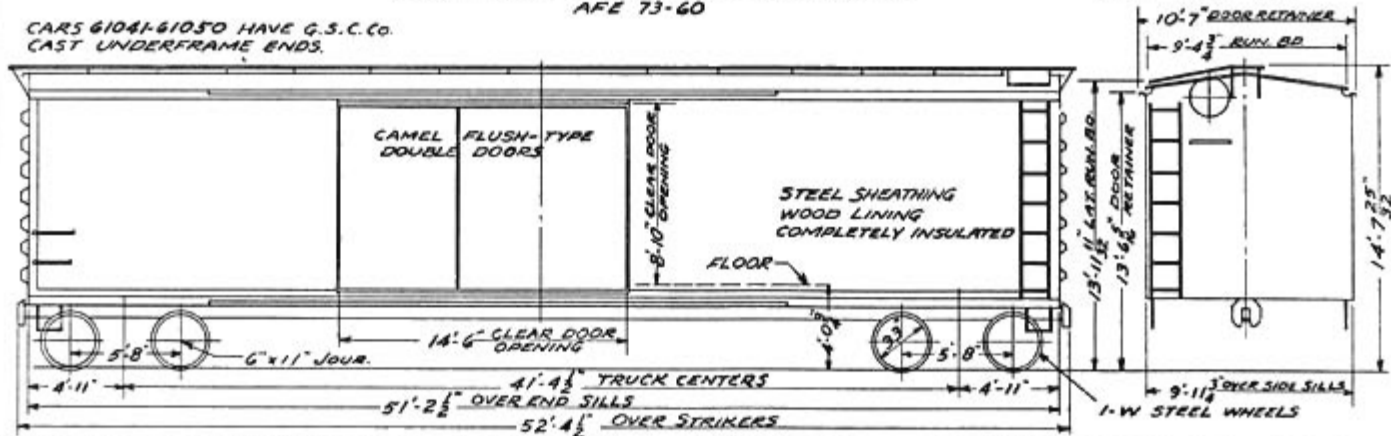
BUILDERS LOT NO. WP-60

INSULATED BOX CARS, CLASS RB
 BUILT BY PACIFIC CAR & FDRY. CO. DEC. 1960
 AFE 73-60

CAR NOS 61001-61050
 NO. OF CARS 50

CARS 61041-61050 HAVE G.S.C.CO.
 CAST UNDERFRAME ENDS.

REV. 11-24-61
 3-30-62



BARBER S-2-C STABILIZED TRUCKS
 WAUGH 700 RUBBER DRAFT GEARS
 TIMKEN AP ROLLER BEARINGS

LENGTH INSIDE	50'-6"	CAPACITY	140,000 LBS
WIDTH "	9'-4 3/4"	"	4445 CU. FT.
HEIGHT "	9'-5"	"	

WEIGHT-BODY	50760
TRUCKS	16440
TOTAL	67200

RWC 10-18-60

BUILDERS LOT NO. WP 64-A

INSULATED BOX CARS CLASS RBL
 BUILT BY PACIFIC CAR & FDRY. CO. AUG. 1965
 AFE 77-65

CAR NOS. 62001-62225
 NO. OF CARS 225

62001-62050

PRECO 1 PC. LOAD DIVIDER
 WEIGHT BODY 59600

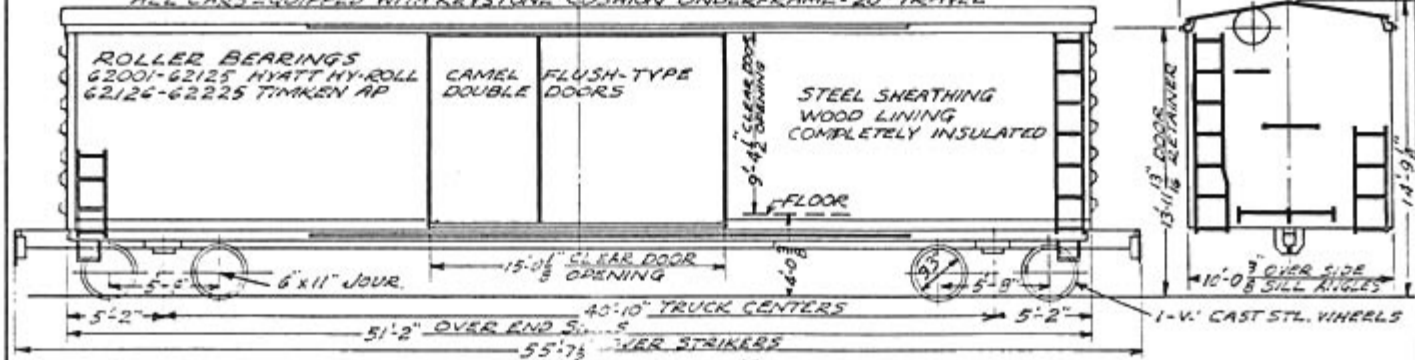
62051-62150

EQUIPCO 1 PC. LOAD DIVIDER
 WEIGHT BODY 61760

62151-62225

EVANS 1 PC. LOAD DIVIDER
 WEIGHT BODY 61760

ALL CARS EQUIPPED WITH KEYSTONE CUSHION UNDERFRAME-20" TRAVEL



BARBER S-2-C STABILIZED TRUCKS

KEYSTONE CUSHION TYPE W/M-CGS DRAFT GEAR

ROLLER BEARINGS-SEE ABOVE

LENGTH INSIDE 50'-6 1/8"

WIDTH " 9'-4"

HEIGHT " 9'-11 1/8"

CAPACITY

141,000 LBS.

4691 CU.FT.

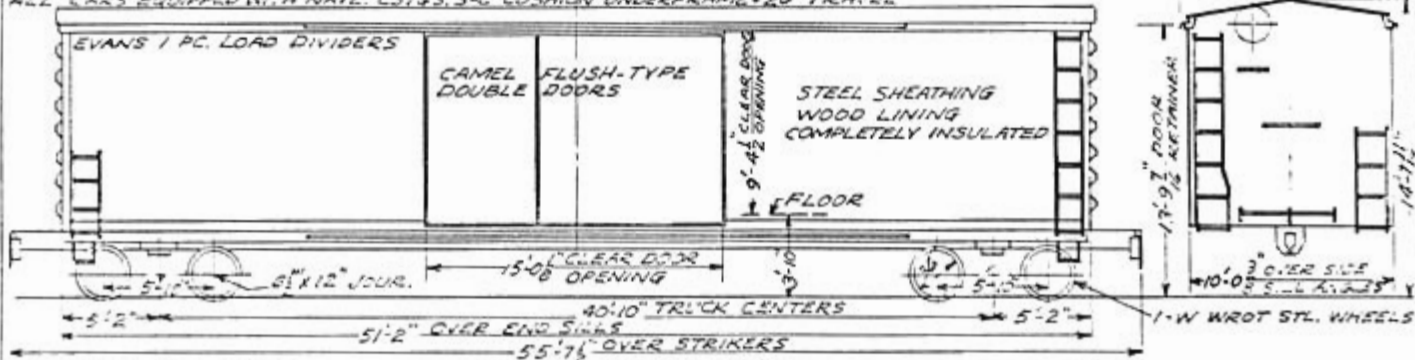
WEIGHT-BODY SEE ABOVE

TRUCKS 16440

TOTAL

RWD 5566

BUILDCS LOT NO. WP64-C

INSULATED BOX CARS, CLASS RBL
BUILT BY PACIFIC CAR & FDRY. CO. SEPT. 1965
AFE 7B-55CAR NOS. 64001-64075
NO. OF CARS 7564001-64025
NATL. CSTGS. C-1 TRUCKS
ABSCO. BRAKES AAR-1A BRAKE SHOES
ALL CARS EQUIPPED WITH NATL. CSTGS. 3-G CUSHION UNDERFRAME-20" TRAVEL64026-64075
ASF A-3 RIDE CONTROL TRUCKS
UNIFRATE BRAKES, ANCHOR BRAKE SHOES
ALL CARS EQUIPPED WITH NATL. CSTGS. 3-G CUSHION UNDERFRAME-20" TRAVEL

TRUCKS - SEE ABOVE	LENGTH INSIDE	50'-6 1/2"	CAPACITY	176,000 LBS.	WEIGHT-BODY	65170
VALVE MAT CUSHION TYPE WM-C85 DRAFT GEAR	WIDTH	" 9'-4 1/8"	"	4733 CU. FT.	TRUCKS	20260
TINKEN AP ROLLER BEARINGS	HEIGHT	" 10'-0 3/8"			TOTAL	85450

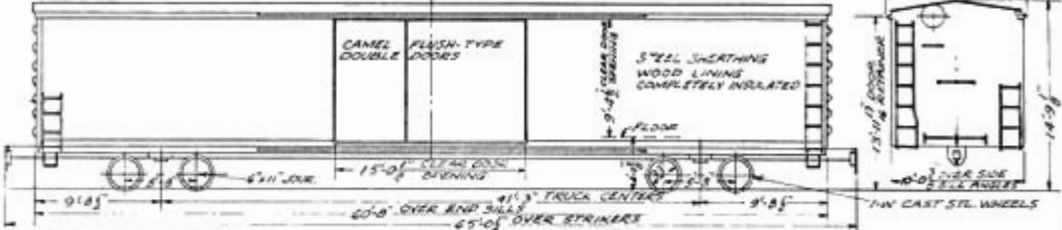
RWC 5-5-66

BUILDERS LOT NO. WP 64-B

INSULATED BOX CARS CLASS RBL
 BUILT BY PACIFIC CAR & FDRY. CO. OCT. 1965
 APR 76-65

CAR NOS 66001-66050
 NO. 25 CARS 50

ALL CARS EQUIPPED WITH FRECO 1 PC. LOAD DIVIDERS
 66001-66025 NAT'L CSTGS. 3C CUSHION UNDERFRAME-20 TRAVEL
 66026-66050 KEYSTONE CUSHION UNDERFRAME-20 TRAVEL



BARBER S-2-C STABILIZED TRUCKS
 WAUGHMAY CUSHION TYPE WM-CGS DRAFT GEAR
 TIMKEN AP ROLLER BEARINGS

LENGTH INSIDE	60'-0"
WIDTH	9'-8"
HEIGHT	9'-11"

CAPACITY	134,000 LBS.
	5574 CUFT.

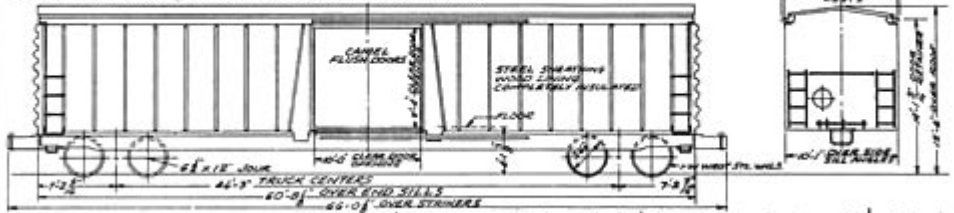
WEIGHT-BODY	68860
TRUCKS	16440
TOTAL	85300

BUILDERS SPEC NO 416, 7-18-67

INSULATED BOX CARS CLASS RBL
 BUILT BY C.B. & Q. R.R. CO JULY 1967
 APR 80-67

CAR NOS 67001-67006
 NO OF CARS 6

EQUIPPED WITH NATIONAL CSTG'S 3-C
 CUSHION UNDERFRAME, 24" TRAVEL & EVANS 2 IN. LOAD DIVIDERS



WABCO PAC BRAKES, V-141 COBRA BRAKE SHOES
 ASF A-3 RIDE CONTROL TRUCKS
 BRENCO ROLLER BEARINGS

LENGTH INSIDE	60'-0"
WIDTH	8'-11 1/2"
HEIGHT	9'-6 1/2"

CAPACITY	160,000 LBS
	5158 CU. FT.

WEIGHT - BODY	80900
TRUCKS	20800
TOTAL	100800

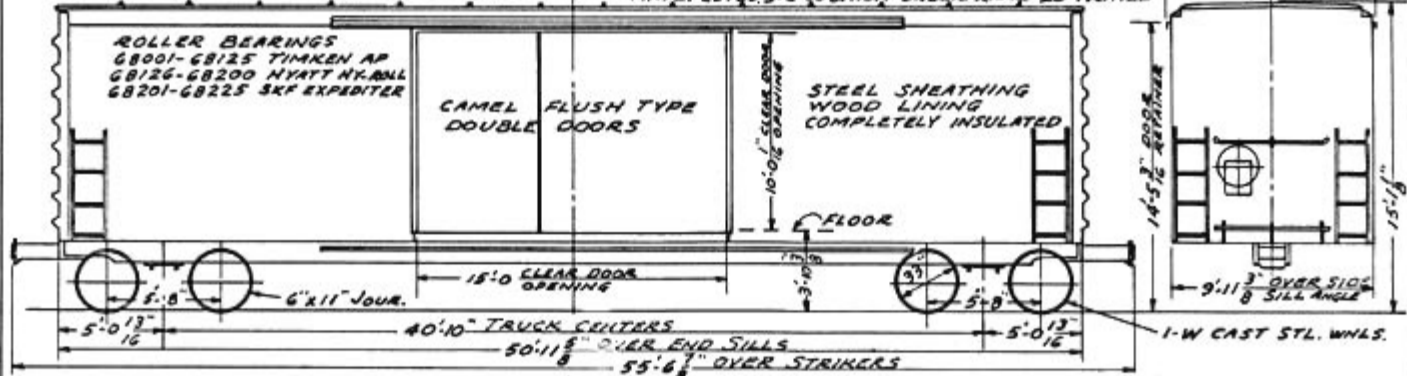
BUILDERS LOT WPHC-66

INSULATED BOX CARS, CLASS RBL
 BUILT BY PACIFIC CAR & FDRY. CO. SEPT. 1966
 AFE 42-66

CAR NOS. 68001-68225
 NO. OF CARS 225

68001-68100
 EQUIPCO 1 PC. LOAD DIVIDERS
 68001-68125
 KEYSTONE CUSHION UNDERFRAME-20" TRAVEL

68101-68225
 EVANS 1 PC. LOAD DIVIDERS
 68126-68225
 NATL. CSTES. 3-C CUSHION UNDERFRAME-20" TRAVEL



BARBER S-2-C STABILIZED TRUCKS	LENGTH INSIDE 50'-6"	CAPACITY 143,000 LBS.	WEIGHT-BODY 59460
WAUGHMAT CUSHION TYPE WM-C65 DRAFT GEAR	WIDTH " 9'-4 1/8"	" 4691 CU. FT.	" TRUCKS 16440
ROLLER BEARINGS-SEE ABOVE	HEIGHT " 10'-9 1/2"		TOTAL 75900

RWC 5-11-67