

THE WESTERN PACIFIC RAILWAY CO .

FREIGHT CAR DIAGRAMS

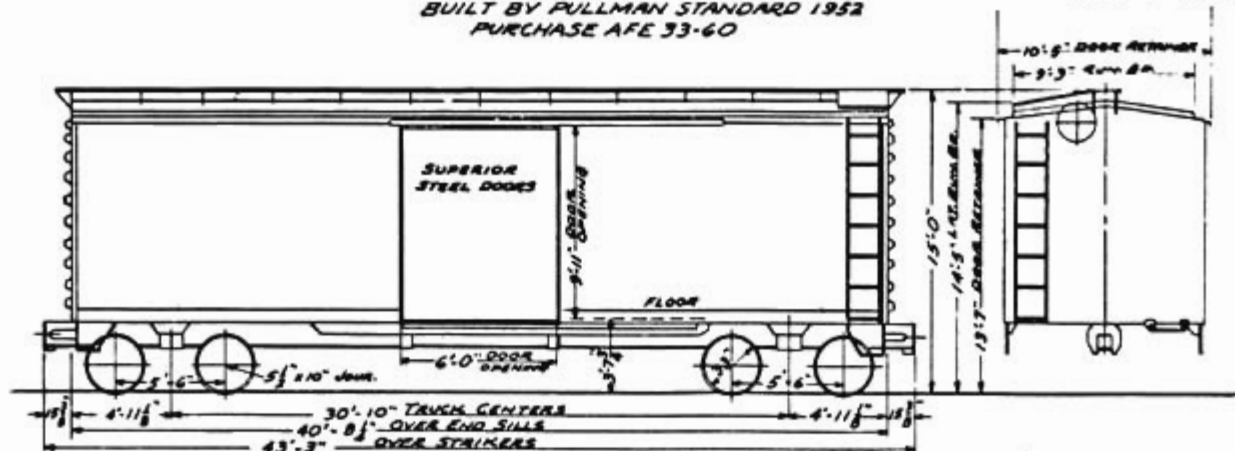
OFFICE OF THE MECHANICAL DEPARTMENT
SAN FRANCISCO, CALIFORNIA

JAN. 1, 1968

REV. 1-9-60

BOX CARS, CLASS XM
WITH CUSHION UNDERFRAME
BUILT BY PULLMAN STANDARD 1952
PURCHASE AFE 33-60

CAR No. 1952
NO. OF CARS 1



ASF A-3 RIDE CONTROL TRUCKS
CARDWELL WESTHSE DRAFT GEAR NY4HF
AAR FRICTION BEARINGS

LENGTH INSIDE --- 40'-6"
WIDTH " --- 9'-2"
HEIGHT " --- 10'-6"

CAPACITY --- 100000 LBS.
" --- 3903 CU. FT.

WEIGHT - BODY 33910
TRUCKS 14590
TOTAL 48500 LBS

RWC 2-10-60

BUILDERS LOT No. 8211

BOX CAR, CLASS XL

CAR Nos. 3011-3050

NOTE:

WITH CUSHION UNDERFRAME

ORIG. No. OF CARS - 40

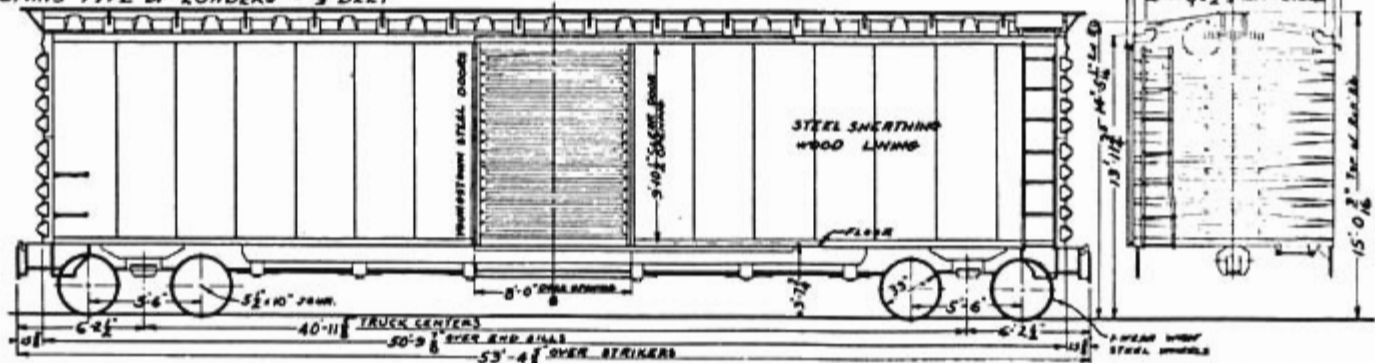
THESE CARS EQUIPPED WITH:

BUILT BY PULLMAN STANDARD FEB. 1955

CUSHION GEAR - N.M. & S.C.G. TYPE MF-298
 GREAT LAKES STEEL CORP. HAVILABLE STEEL FLOORS
 EYNS TYPE OF LOADERS - 9 BELT

RFE 175-54

REVISED:
 4-1-55
 3-24-60
 2-26-64
 1-19-68



SCULLIN A-3-RIDE CONTROL TRUCKS	LENGTH INSIDE	50'-6 1/2"	CAPACITY	10000 LBS.	WEIGHT - BODY	51610
N.M. & S.C.G. MF-215 RUBBER DRAFT GEAR	WIDTH	9'-4 1/2"	"	4975 CU. FT.	TRUCKS	14590
AAR FRICTION BEARINGS	HEIGHT	10'-6 1/2"			TOTAL	66200 LBS.

80212-3-54

BUILDER'S LOT No. 8183-B

BOX CAR, CLASS XL

BUILT BY PULLMAN-STANDARD APRIL 1954

RFE 75-54

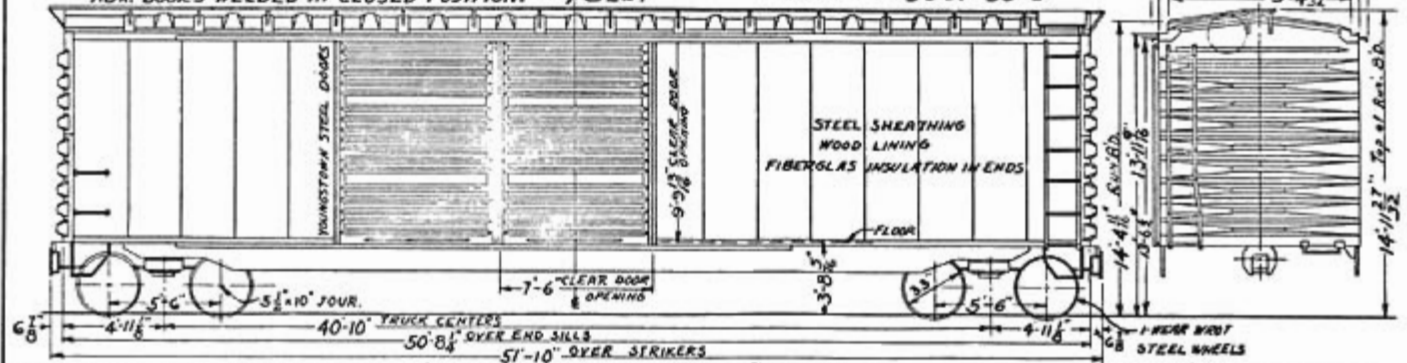
CAR Nos 3084-3089

No. OF CARS-4

NOTE: THESE CARS ARE EQUIPPED WITH
EVANS TYPE DF LOADERS AND
AUX. DOORS WELDED IN CLOSED POSITION. - 9 BELT

NOTE: ORIGINAL SERIES OF THESE
CARS WERE 3001-3010

REVISED:
3-23-60
11-24-61
3-30-62
1-18-68



ASF. R-3 RIDE CONTROL TRUCKS
CARDWELL-WEST. NY-II-F DRAFT GEAR
AAR FRICTION BEARINGS

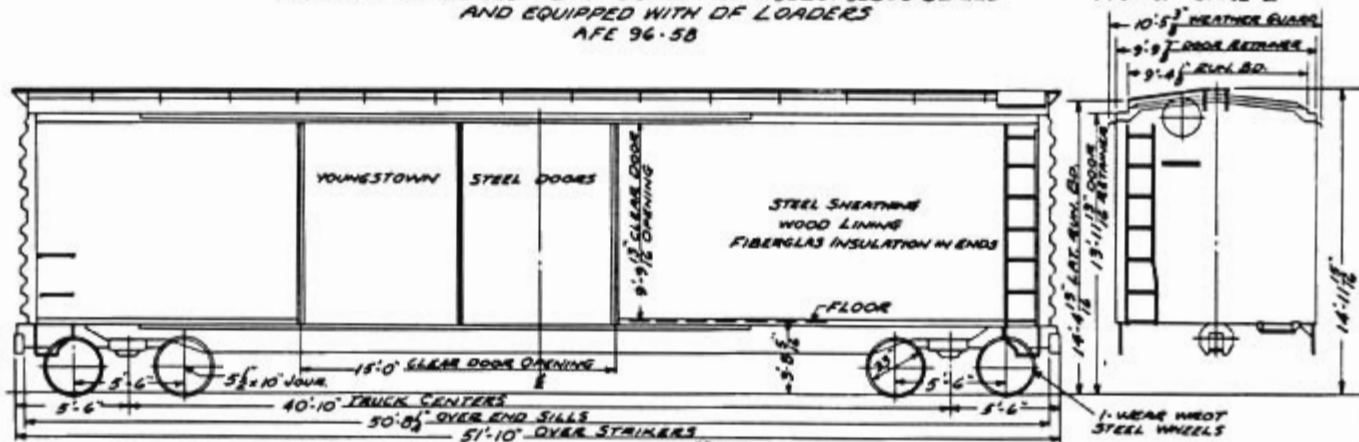
LENGTH INSIDE _____ 50'-5 1/2"
WIDTH " _____ 9'-0 1/2"
HEIGHT " _____ 10'-5 1/2"

CAPACITY _____ 100000 LBS.
" _____ 4752 CU. FT.

WEIGHT-BODY 46710
TRUCKS 14590
TOTAL 61300 LBS.

BOX CARS, CLASS XL
 CARS IN THIS SERIES RENUMBERED FROM 35201-35300 SERIES
 AND EQUIPPED WITH DF LOADERS
 AFE 96-58

CAR Nos. 3091-3092
 NO. OF CARS 2



A-3 RIDE CONTROL TRUCKS
 N.M. & S. Co. MF-275 RUBBER DRIFT GEAR
 AAR FRICTION BEARINGS

LENGTH INSIDE	50'-5 1/2"
WIDTH	9'-0"
HEIGHT	10'-8 1/2"

CAPACITY	10000 LBS.
	4775 CUFT

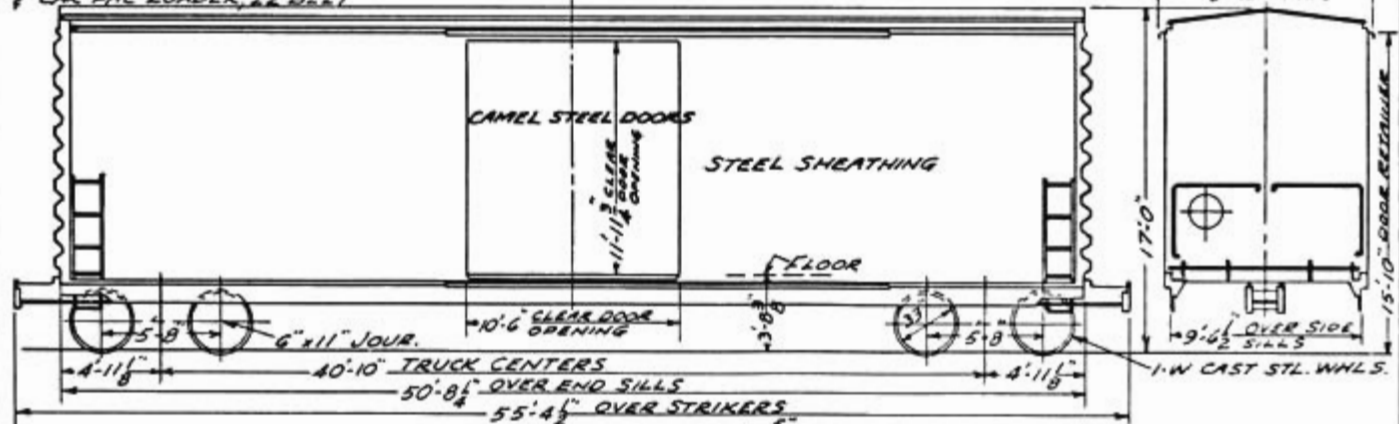
WEIGHT - BODY	4110
TRUCKS	51450
TOTAL	55700 LBS.

BUILDERS SPEC. NO. PC-80

BOX CARS, CLASS XL
 BUILT BY PACIFIC CAR & FDRY. CO. JAN. 1967
 AFE 198-66

CAR NOS. 3101-3105
 NO. OF CARS 5

EQUIPPED WITH HYDRA-CUSHION, 20" TRAVEL
 CAR PAC LOADER, 22 BELT



BARBER S-2-C STABILIZED TRUCKS
 WAUGHMAT CUSHION TYPE WM-C65 DRAFT GEAR
 TIMKEN AP ROLLER BEARINGS

LENGTH INSIDE	50'-5 5/8"
WIDTH	9'-6"
HEIGHT	12'-7"

CAPACITY	143,000 LBS.
	6032 CU.FT.

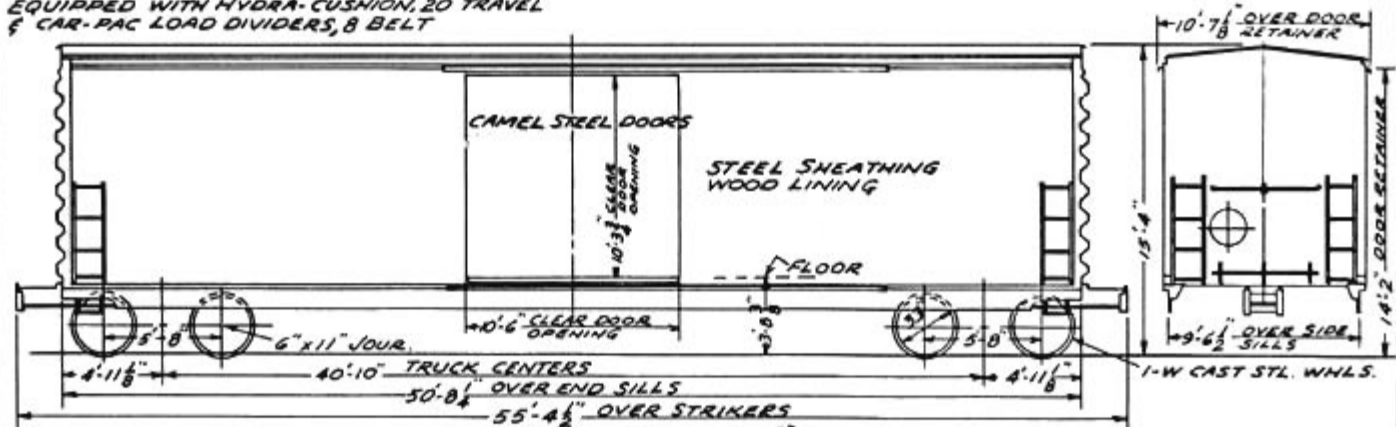
WEIGHT-BODY	59660
TRUCKS	16440
TOTAL	76100

BUILDERS SPEC. NO. PC. 94

BOX CARS, CLASS XL
 BUILT BY PACIFIC CAR & FDRY. CO. APRIL 1967
 AFE 71-67

CAR NOS. 3201-3220
 NO. OF CARS 20

EQUIPPED WITH HYDRA-CUSHION, 20" TRAVEL
 & CAR-PAC LOAD DIVIDERS, 8 BELT



BARBER S-2-C STABILIZED TRUCKS
 WAUGHMAT CUSHION TYPE WM-C65 DRAFT GEAR
 TIMKEN AP ROLLER BEARINGS

LENGTH INSIDE	50'-5 5/8"
WIDTH	9'-6"
HEIGHT	10'-11"

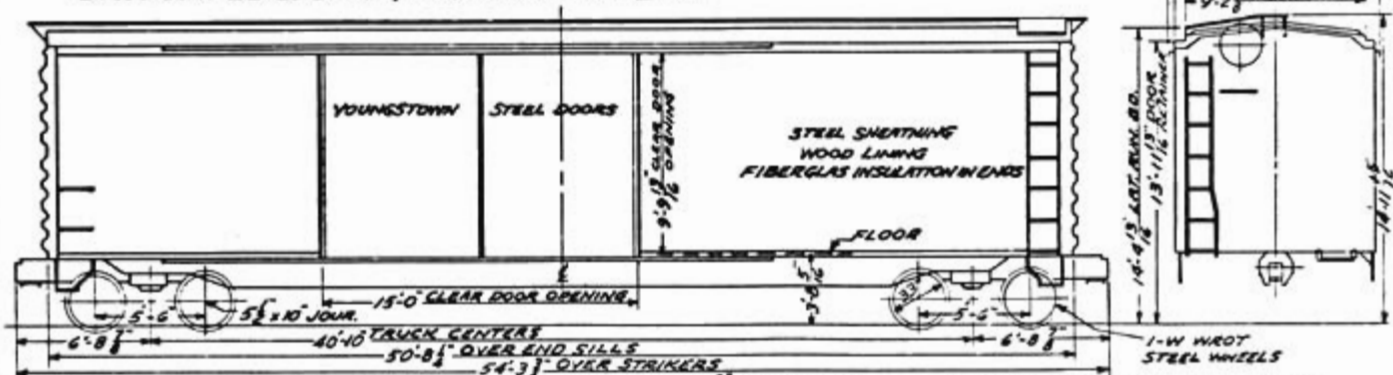
CAPACITY	148,000 LBS.
	5234 CU.FT.

WEIGHT-BODY	54560
TRUCKS	16440
TOTAL	71000

BOX CARS, CLASS XL
 CONVERTED FROM 35501-35625 SERIES
 AFE 63-63

CAR NO. 3302
 NO. OF CARS 1

EQUIPPED WITH BARBER CUSHION TUBE DEVICE, 10" TRAVEL
 CARGO CONTROL-25 STRAP & CAR PAC LOADERS-2 BELT



BARBER S-2-C STABILIZED TRUCKS	LENGTH INSIDE	50'-5 1/2"	CAPACITY	10000 LBS.	WEIGHT-BODY	47660
CARDWELL WITHESE MARK 80 DRAFT BEAR	WIDTH	9'-2 1/2"	-	4840 CU.FT.	TRUCKS	14590
AAE FRICTION BEARINGS	HEIGHT	10'-5 1/2"			TOTAL	61650 LBS.

RWC 5-3-63

BUILDER'S SPEC. No. 8160

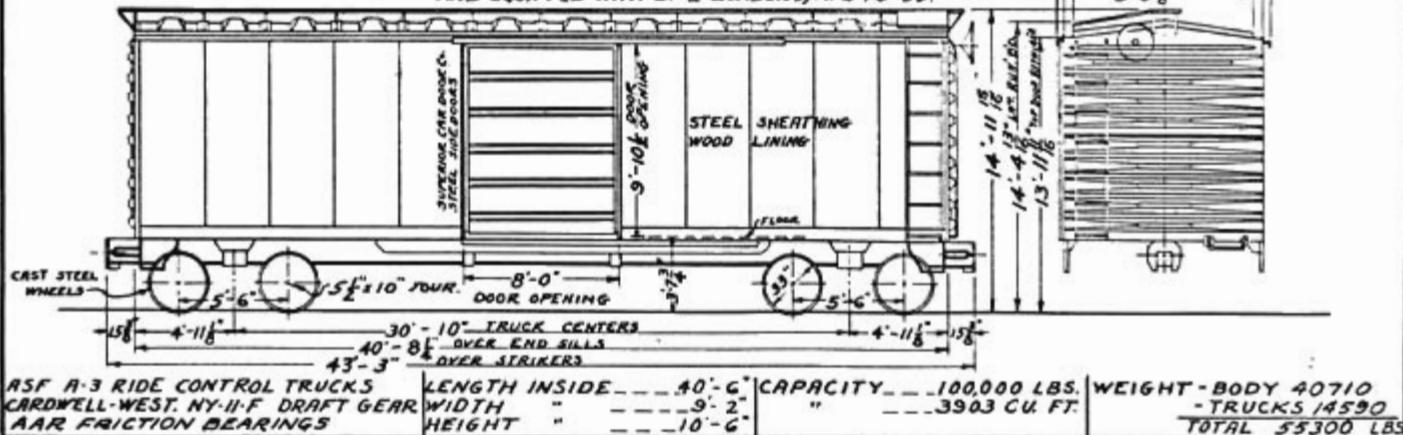
BOX CAR, CLASS XL
 WITH CUSHION UNDERFRAME, 9" TRAVEL
 BUILT BY PULLMAN-STANDARD MARCH 1954
 AFE 156-53

CAR Nos. 3401-3410
 No. OF CARS-10

CUSHION GEAR-MINER CLASS CP-44

CARS IN THIS SERIES RENUMBERED FROM 1961-1970
 AND EQUIPPED WITH DF-2 LOADERS, AFE 40-59.

REVISED:
 3-23-60
 2-26-64
 1-19-68



KDC 12-23-53

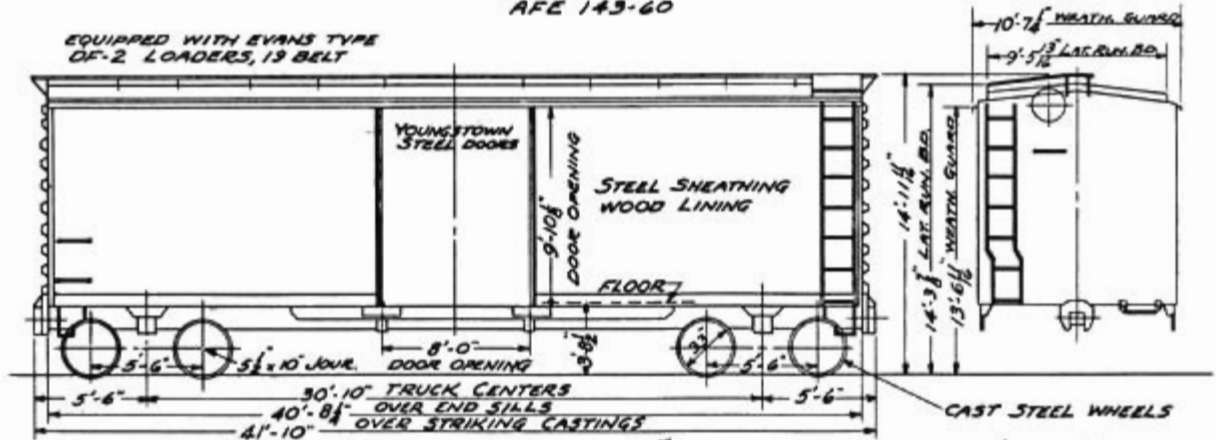
BUILDERS LOT NO 11-5593

BOX CARS, CLASS XL
 BUILT BY AMERICAN CAR & FOUNDRY NOV 1960
 AFE 143-60

CAR NOS 3421-3422
 NO OF CARS 2

EQUIPPED WITH EVANS TYPE
 DF-2 LOADERS, 19 BELT

REV E-28-68
 1-22-68



A-3 RIDE CONTROL TRUCKS	LENGTH INSIDE	40'-6 1/16"	CAPACITY	100,000 LBS.	WEIGHT-BODY	37810
DRAFT GEAR-WAUGH	WIDTH	9'-4 1/16"	"	3952 CU.FT.	TRUCKS	14590
TIMKEN AP ROLLER BEARINGS	HEIGHT	10'-5 3/8"	"		TOTAL	52400

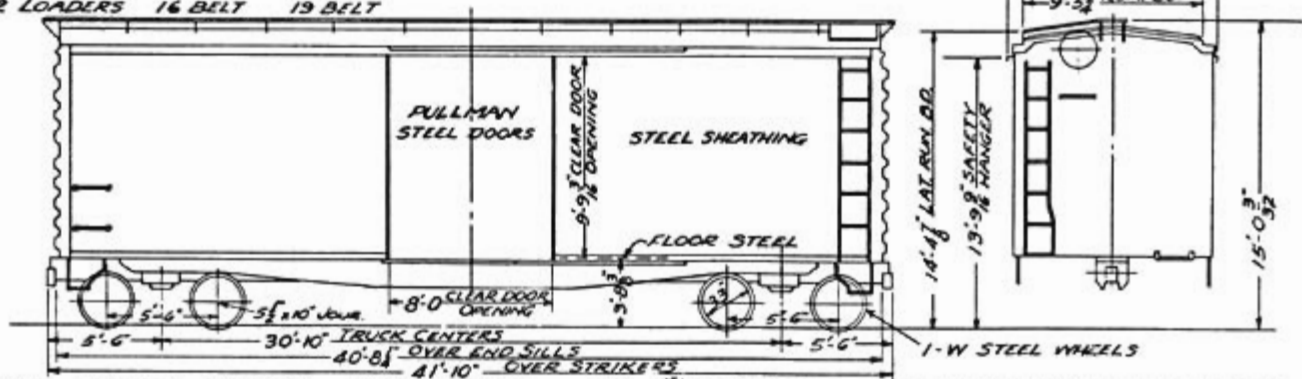
BUILDERS LOT 8630-4

BOX CARS, CLASS XL
 BUILT BY PULLMAN STANDARD AUG. 1961
 AFE 63-61

CAR NO'S 3423-3426
 NO OF CARS 4

NOTE: CARS 3423-3424 3425-3426
 WIDTH INSIDE 9'-5 $\frac{3}{8}$ " 9'-4 $\frac{1}{2}$ "
 CUBIC CAPY 4010 3955
 DF-2 LOADERS 16 BELT 19 BELT

REV. 1-22-68



A-3 RIDE CONTROL TRUCKS
 MINER FR-19 RUBBER DRAFT GEAR
 TIMKEN AP ROLLER BEARINGS

LENGTH INSIDE 40'- $\frac{1}{16}$ "
 WIDTH * SEE ABOVE
 HEIGHT * 10'-5 $\frac{1}{2}$ "

CAPACITY 100000 LBS
 CU. CAPY. SEE ABOVE

WEIGHT-BODY 36810
 TRUCKS 14590
 TOTAL 51400

RWC 11-9-61

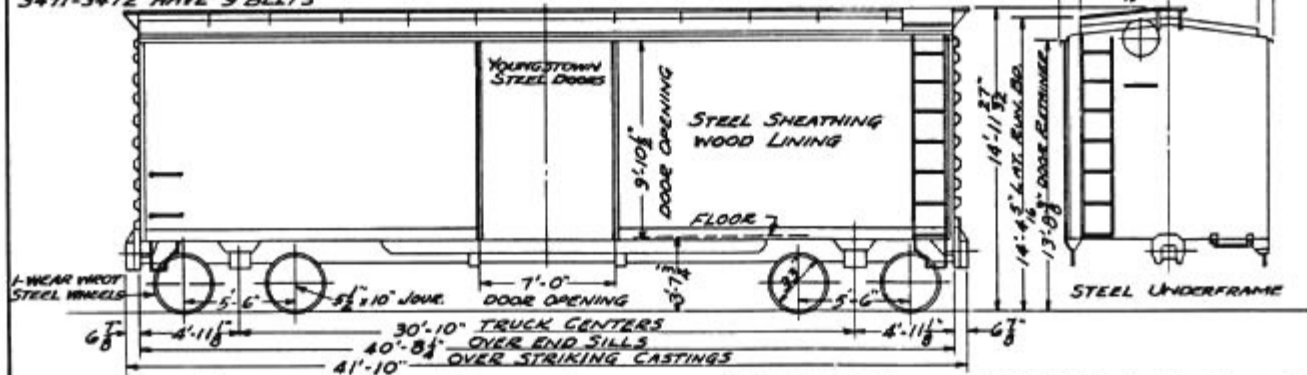
BOX CARS CLASS XL

CARS IN THIS SERIES RENUMBERED FROM 20821-21400 SERIES
AND EQUIPPED WITH DF-2 LOADERS AFE 40-59, 43-59, 167-59,
AFE 185-60, AFE 127-61

CAR Nos. 3451-3472
No. OF CARS 22

REV. 3-30-62
2-26-64
1-22-68

3451-3470 HAVE 19 BELTS
3471-3472 HAVE 9 BELTS



ASF A-3 RIDE CONTROL TRUCKS
AAR CERTIFIED DRAFT GEAR
AAR FRICTION BEARINGS

LENGTH INSIDE	40'-6"
WIDTH	9'-2"
HEIGHT	10'-6"

CAPACITY	100,000 LBS
	3903 CUFT

WEIGHT-BODY	35710
TRUCKS	14590
TOTAL	50300

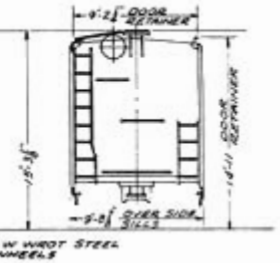
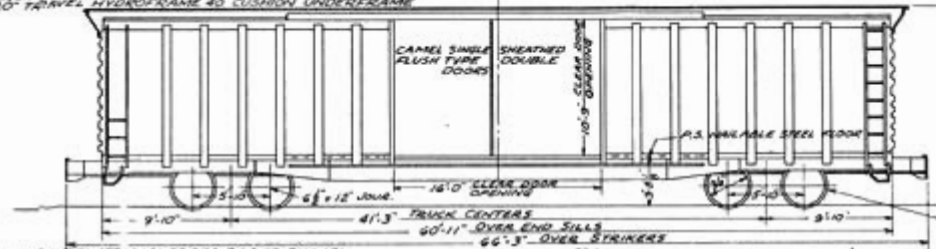
BUILDER'S LOT 8825-4

ALL STEEL SINGLE SHEATHED BOX CAR, CLASS XP
 BUILT BY PULLMAN-STANDARD AUG 1963
 AFE 63-63

CAR NOS. 3701-3725
 NO OF CARS 25

REV 1-22-63

EQUIPPED WITH PULLMAN-STANDARD
 20" TRAVEL HYDROFRAME 40 CUSHION UNDERFRAME



WABCO BRAKES W/41 COBRA BRAKE SHOES
 BARBER 3-C-2 STABILIZED TRUCKS
 WRAUGH #700 RUBBER DRAFT GEARS
 PINKNEY AP ROLLER BEARINGS
 RWT-3034

LENGTH INSIDE	60'-9 5/8"
WIDTH	9'-2"
HEIGHT	10'-9"

CAPACITY	177,000 LBS.
"	5991 CU. FT.

WEIGHT - BODY	64,520
TRUCKS	20,280
TOTAL	84,800

BUILDERS LOT No. 8213

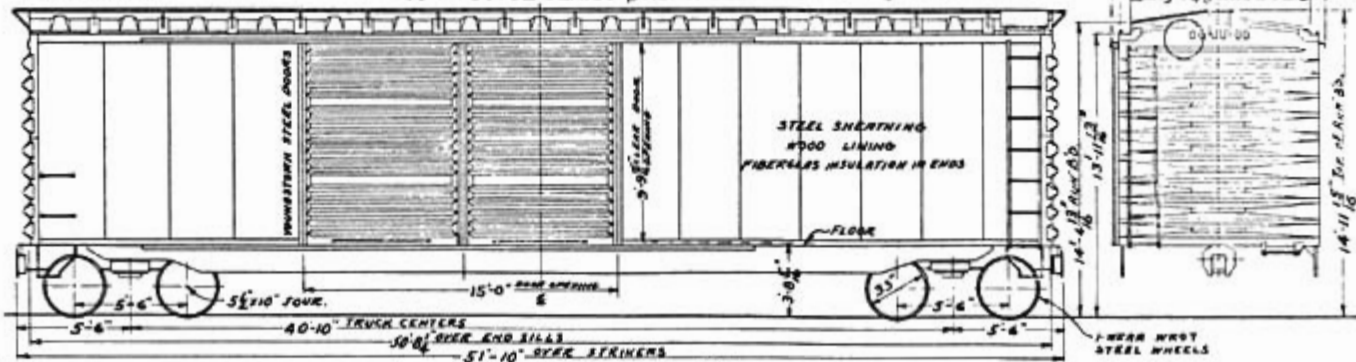
BOX CAR, CLASS XL
 BUILT BY PULLMAN STANDARD DEC. 1954
 AFE 175-54

CAR Nos. 3801-3837
 ORIG. No. OF CARS - 18
 CARS ADDED ON AFE 67-55 - 19

NOTE: THESE CARS ARE EQUIPPED WITH
 FULLY ADJUSTABLE EVANS TYPE
 DF LOADERS

DF LOADERS APPLIED TO 19 CARS TAKEN FROM
 35101-35182 SERIES & RENUMBERED INTO THIS SERIES AFE 67-55

REVISED:
 3-9-55
 4-11-55
 3-24-60
 2-28-64
 7-22-68



ASF A-3 RIDE CONTROL TRUCKS
 N.M. & S.C. Co. MF-275 RUBBER DRAFT GEAR
 AAR FRICTION BEARINGS

LENGTH INSIDE ——— 50'-5 3/4"
 WIDTH " ——— 9'-0 3/8"
 HEIGHT " ——— 10'-5 1/2"

CAPACITY ——— 100000 LBS.
 " ——— 4752 CU. FT.

WEIGHT - BODY 48510
 TRUCKS 14590
 TOTAL 63100 LBS.

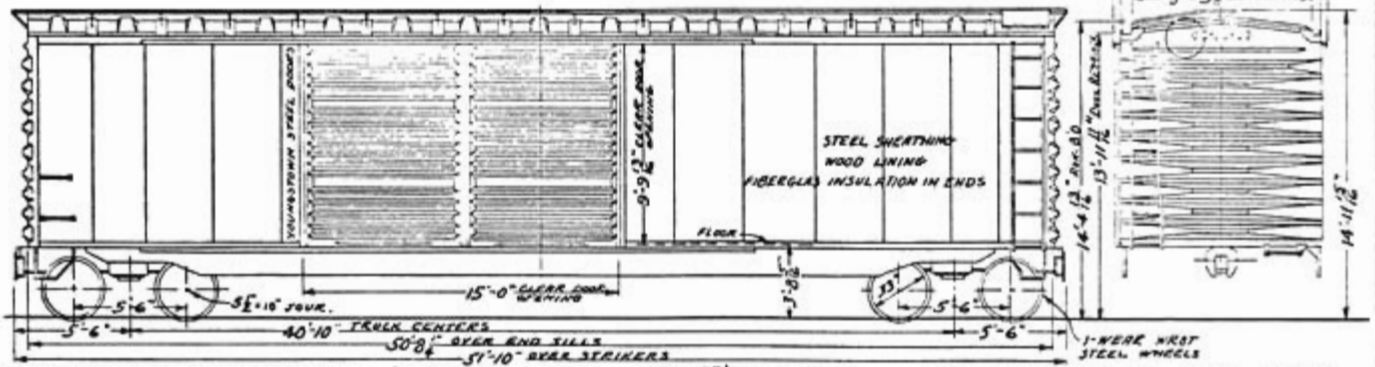
BUILDERS LOT No. 8267-A

BOX CAR, CLASS XL
 BUILT BY PULLMAN STANDARD SEPT. 1955
 AFE 184-55

CAR Nos. 3838-3862
 ORIG. No. CARS - 25

NOTE: THESE CARS ARE EQUIPPED
 WITH EVANS TYPE DF LOADERS, 18 BELT

REVISED:
 3-24-60
 2-28-64
 1-22-68



ASF A-3 RIDE CONTROL TRUCKS	LENGTH INSIDE	50'-5 1/2"	CAPACITY	100000 LBS.	WEIGHT - BODY	48710
N.M.I.S.C. Co. MF-275 RUBBER DRAFT GEAR	WIDTH	9'-0 1/2"	"	4752 CU. FT.	TRUCKS	14590
AAR FRICTION BEARINGS	HEIGHT	10'-5 1/2"			TOTAL	63,300 LBS.

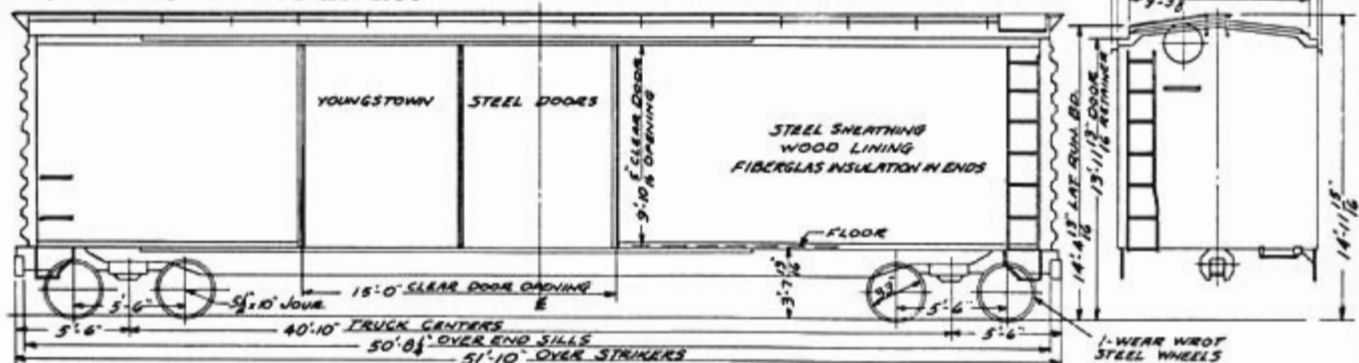
RDC 10-4-56

BOX CARS, CLASS XL
 CARS IN THIS SERIES RENUMBERED FROM 35401-35425 SERIES
 AND EQUIPPED WITH DF LOADERS
 AFE 142-57

CAR NOS 3863-3864
 NO. OF CARS 2

NOTE: THESE CARS EQUIPPED WITH
 GREAT LAKES MAILABLE STEEL FLOOR

REV. 2-28-64
 1-22-68



BARBER 5-2-C STABILIZED TRUCKS
 N.M. & S.C. CO. MF-275 RUBBER DRIFT GEARS
 AAR FRICTION BEARINGS

LENGTH INSIDE	50'-5 3/8"
WIDTH	9'-0 3/8"
HEIGHT	10'-6"

CAPACITY	10000 LBS
	4775 CU.FT.

WEIGHT - BODY	50110
TRUCKS	14590
TOTAL	64700 LBS.

RWC 2-17-68

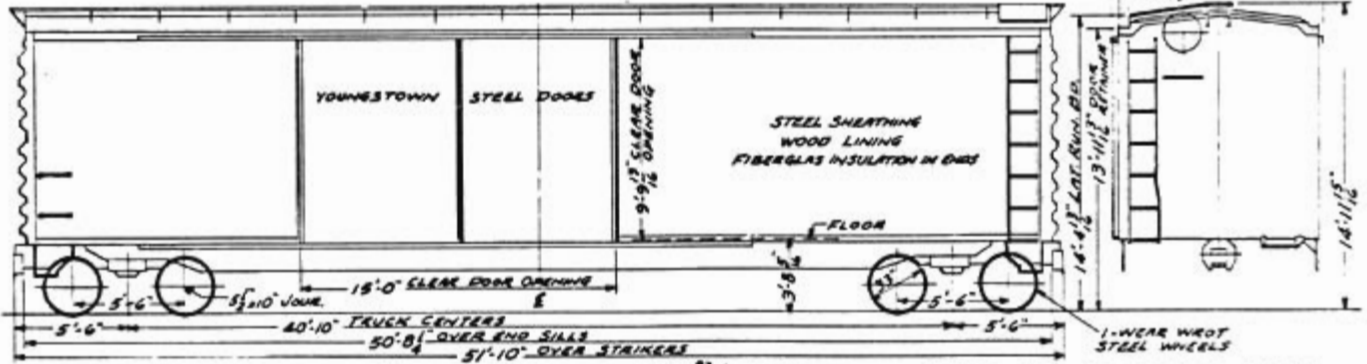
BOX CARS, CLASS XL

EQUIPPED WITH FULLY ADJUSTABLE OF LOADERS. RENUMBERED FROM THE FOLLOWING:

3865-3874 FROM 35201-35300	AFE	3901-3912 FROM 35101-35200	AFE
3875-3888 " 35301-35400	87-58	3913-3930 " 35201-35300	69-59
3889-3899 " 35501-35625		3931-3950 " 35301-35400	

CAR Nos. 3865-3950
NO. OF CARS 85

REV 2-28-64
1-22-68



TRUCKS — SEE ORIGINAL CARS
DRAFT GEAR — SEE ORIGINAL CARS
AAR FRICTION BEARINGS

LENGTH INSIDE	---	50'-5 1/2"
WIDTH	---	9'-0 1/2"
HEIGHT	---	10'-5 1/2"

CAPACITY	---	98000 LBS.
"	---	4775 CUFT.

WEIGHT - BODY	54710
TRUCKS	14590
TOTAL	69300 LBS

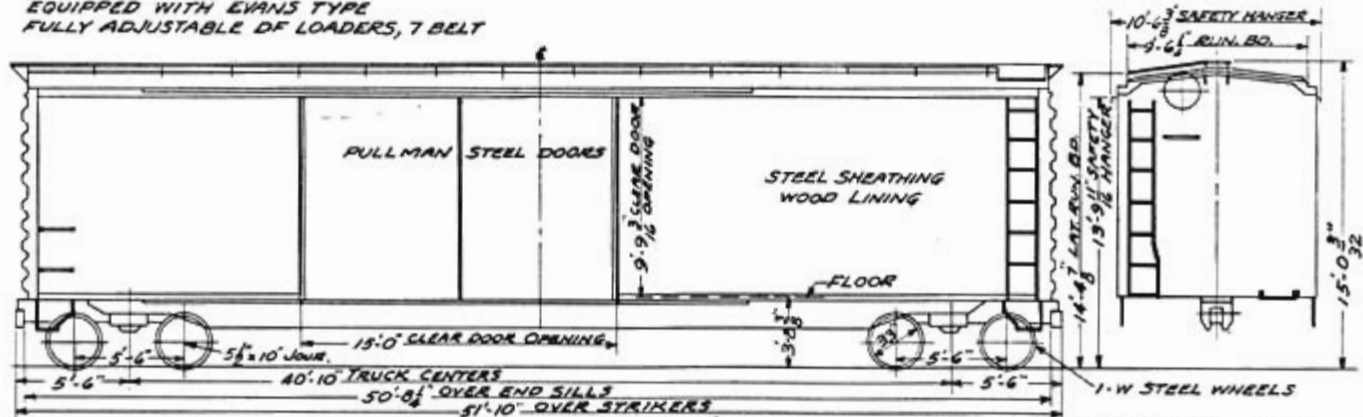
BUILDERS LOT NO 8581

BOX CARS, CLASS, XL
 BUILT BY PULLMAN STANDARD OCT. 1960
 AFE 1-61

CAR NOS 3965-3989
 NR OF CARS 25

REV. 1-22-68

EQUIPPED WITH EVANS TYPE
 FULLY ADJUSTABLE DF LOADERS, 7 BELT



A-3 RIDE CONTROL TRUCKS
 MINER FR-19 RUBBER DRAFT GEAR
 TIMKEN AP ROLLER BEARINGS

LENGTH INSIDE	50'-6 1/16"
WIDTH	9'-2 1/2"
HEIGHT	10'-5 1/2"

CAPACITY	100000 LBS
	4853 CU. FT.

WEIGHT-BODY	51810
TRUCKS	14590
TOTAL	66400

RWC 10-10-60

NOTE:
 CARS 18501 & 18503 HAVE BARBER S-2 TRUCKS
 CARS 18502 & 18504 HAVE R.S.F. A-3 TRUCKS

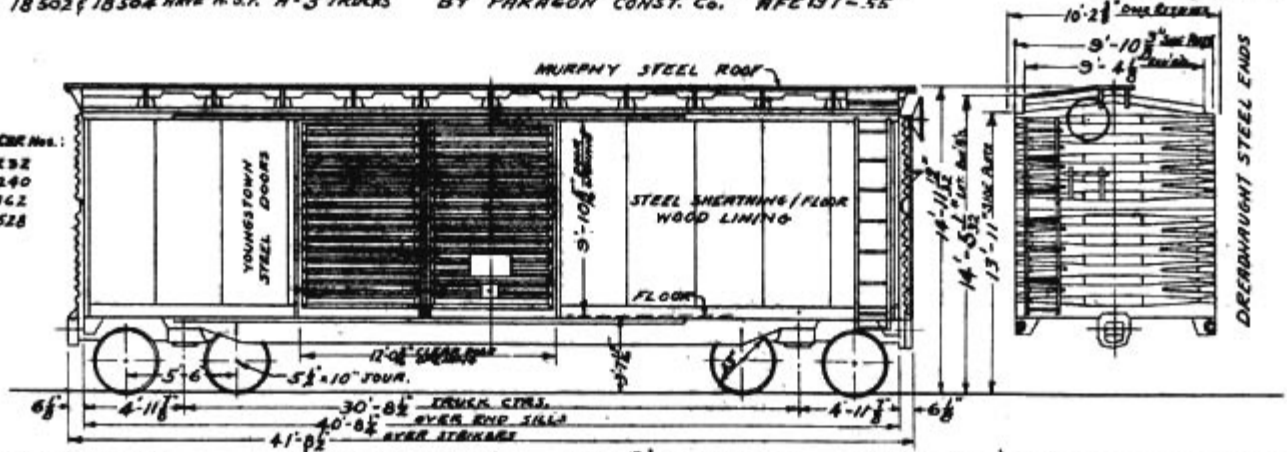
AUTOMATIC TRANSMISSION CAR, CL.XP
 CONVERTED FROM 20201 SERIES BOX CARS
 BY PARAGON CONST. Co. RFE 197-55

CAR Nos. 18501-18504
 No. OF CARS 4

REVISED:
 7-29-60
 1-29-64
 1-22-68

ORIG. CAR Nos.:

- 20232
- 20240
- 20462
- 20528



TRUCKS, SEE NOTE.	LENGTH INSIDE	38'-8 1/2"	CAPACITY	90000 LBS.	WEIGHT - BODY	63910
CARDWELL WESTING. NY-11-F DRAFT GEAR	WIDTH	9'-1 1/8"		3693 CU. FT.	-TRUCKS	14590
AAR FRICTION BEARINGS	HEIGHT	10'-5 1/2"			TOTAL	78,500 LBS.

REV. 1-22-68

BOX CARS, CLASS XL

CARS CONVERTED FROM THE FOLLOWING:

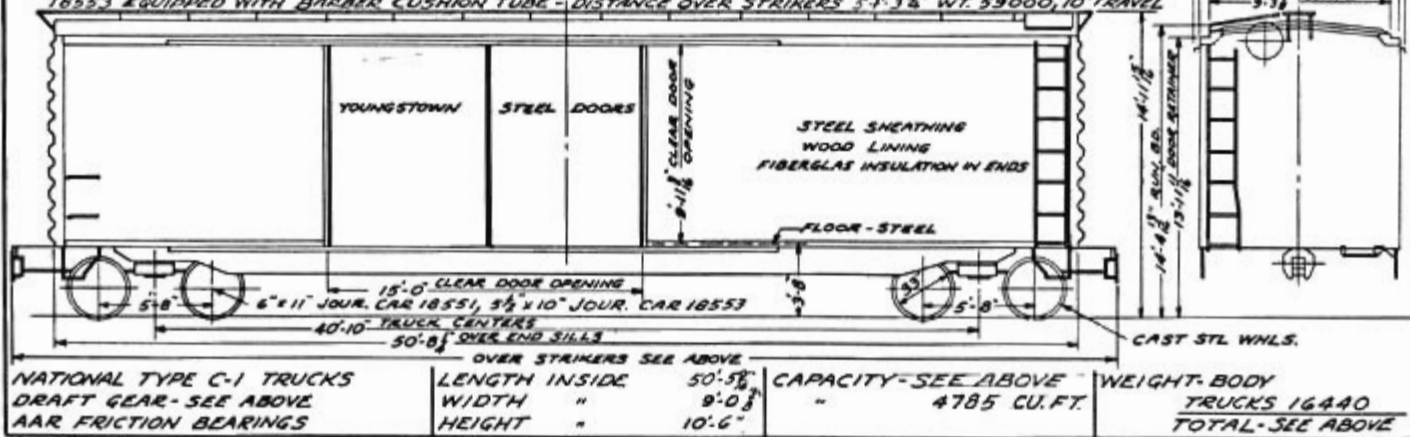
18551 FROM 35402, ON AFE 85-61, 18553 FROM 35418 ON AFE 64-63

CAPACITY-18551=140,000 LBS, 18553 = 100,000 LBS.

18551 EQUIPPED WITH N.M.E.S.C.G. SLIDING SILL - DISTANCE OVER STRIKERS 55'-11 1/2" WT. 66700, 24" TRAVEL

BOTH CARS EQUIPPED WITH EVANS DF LOADERS, 9 BELT

18553 EQUIPPED WITH BARBER CUSHION TUBE - DISTANCE OVER STRIKERS 51'-3 3/8" WT. 59000, 10" TRAVEL

CAR NOS 18551, 18553
NO OF CARS 2

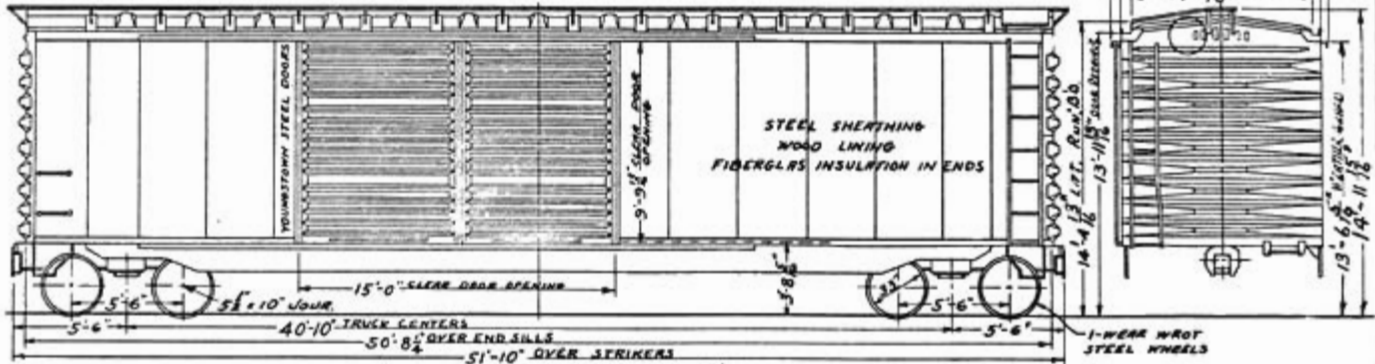
RWC 11-27-61

BUILDERS LOT No. 8238, CARS 19301-19400
 " " " 8267-B, " 19401-19450
 DRAFT GEARS:
 CARS 19301-19400, SO-C.S. MINER RF-333
 " " " , SO-C.S. CARD-WEST. R-20
 19401-19450, NM/SCCo. MF-275

BOX CAR, AUTOMOBILE, CLASS XM
 BUILT BY PULLMAN STD. CAR MFG. Co.
 CAR Nos. 19301-19400, AFE 177-55, BUILT JULY 1955.
 CAR Nos. 19401-19450, AFE 183-55, " SEPT "

CAR Nos. 19301-19450
 ORIG No. OF CARS 150

REVISED:
 3-24-60
 4-30-63
 1-22-68



A.S.F. A-3 RIDE CONTROL TRUCKS
 FOR DRAFT GEAR SEE ABOVE
 AAR FRICTION BEARINGS

LENGTH INSIDE	50'-5 1/4"
WIDTH	9'-2 1/2"
HEIGHT	10'-5 1/2"

CAPACITY	10000 LBS.
	4840 CU. FT.

WEIGHT-BODY	39210
TRUCKS	14590
TOTAL	53800 LBS.

BOX CARS, CLASS XL

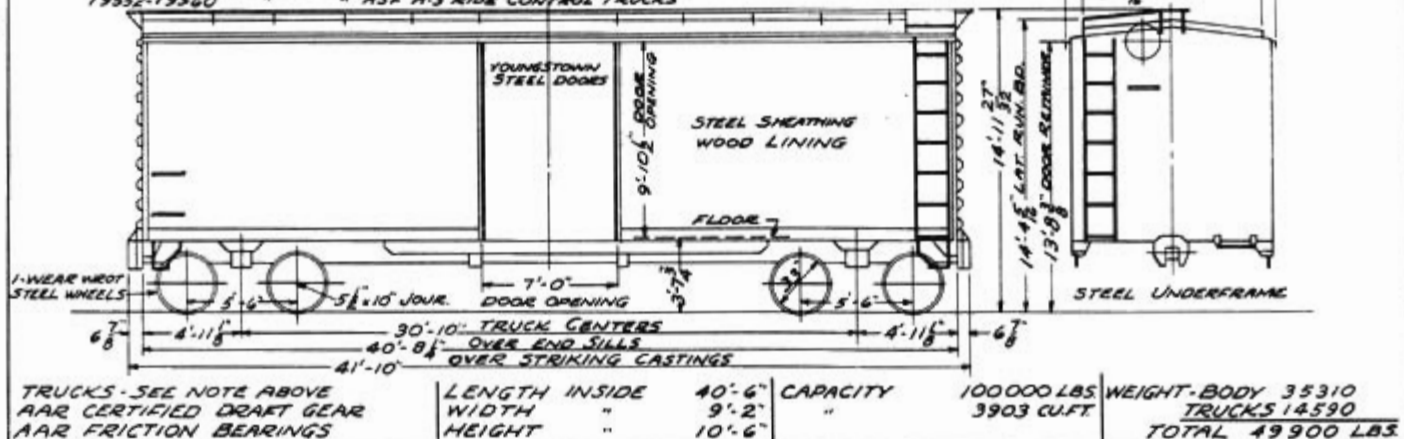
CAR NOS. 19551-19560

NO. OF CARS 10

EQUIPPED WITH COMPARTMENTIZERS, RENUMBERED FROM THE FOLLOWING:

19551-19553 FROM 20801-20820 AFE 164-51 19554-19559 FROM 20821-21400 AFE 188-52

19560 FROM 20821-21400 AFE 161-53

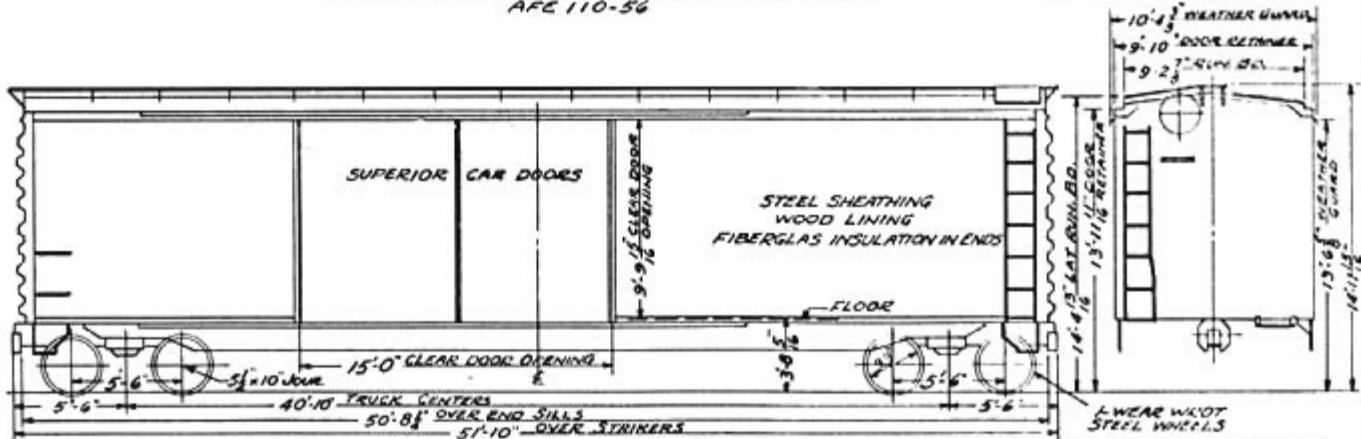
NOTE: 19551 EQUIPPED WITH CHEVSELER TRUCKS
19552-19560 " " ASF A-3 RIDE CONTROL TRUCKS

BUILDERS LOT 8301-A

BOX CARS, AUTOMOBILE, CLASS XR
 BUILT BY PULLMAN STANDARD JAN. 1957
 AFE 110-56

CAR NOS. 19601-19725
 ORIG. NO. OF CARS 125

REV. 1-23-68



ASF A-3 RIDE CONTROL TRUCKS
 N.M. & S. Co. MF-400 RUBBER DRAFT GEARS
 AAR FRICTION BEARINGS

LENGTH INSIDE	50'-5 9/16"
WIDTH	9'-2 1/16"
HEIGHT	10'-5 1/2"

CAPACITY	100000 LBS.
"	4840 CU. FT.
"	"

WEIGHT-BODY	39250
TRUCKS	14500
TOTAL	53800 LBS.

RVC 2-24-60

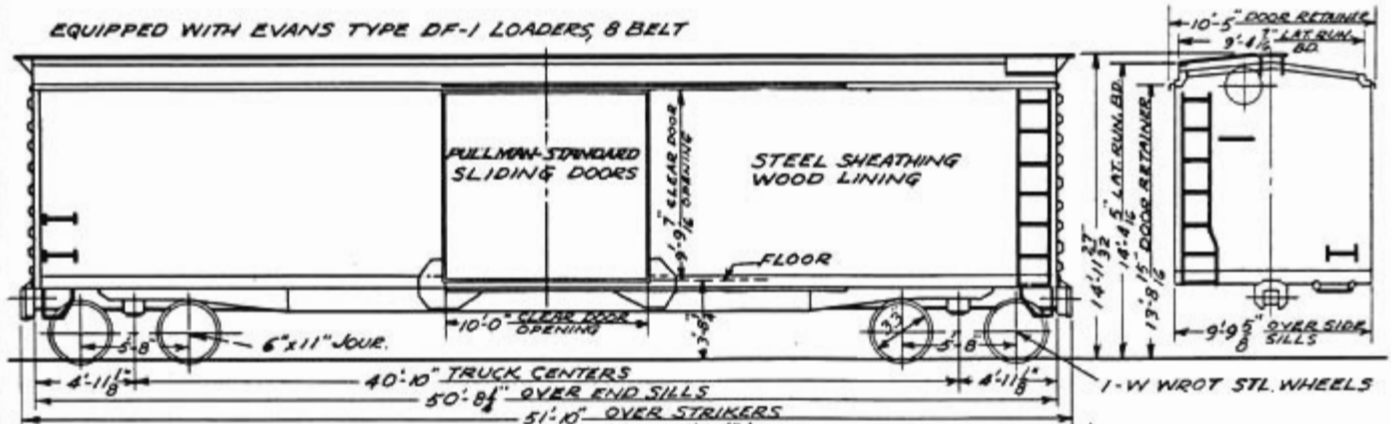
BUILDERS LOT NO. R-8961

BOX CARS, CLASS XL
 LEASED FROM BANK OF AMERICA OCT. 1, 1964
 REBUILT BY PULLMAN-STANDARD JAN. 1965

CAR NOS. 19801-19850
 NO. OF CARS 50

REV. 1-23-68

EQUIPPED WITH EVANS TYPE DF-1 LOADERS, 8 BELT



ASF A-3 RIDE CONTROL TRUCKS	LENGTH INSIDE 50'-6 1/2"	CAPACITY 154000 LBS.	WEIGHT - BODY 46560
DRAFT GEAR AJAX HY-DRAFT	WIDTH " 9'-0 3/8"	" 4772 CU.FT.	TRUCKS 16440
AAR FRICTION BEARINGS	HEIGHT " 10'-5 1/2"		TOTAL 63000

RWC 6-10-66

BUILDERS SPECIF. No 9722

BOX CAR A.A.R. STANDARD, CL. XM

CAR Nos. 20201-20550

* NOTE - (AFE 101-44)

BUILT BY MT. VERNON CAR MFG. CO. 1945 (FEB)

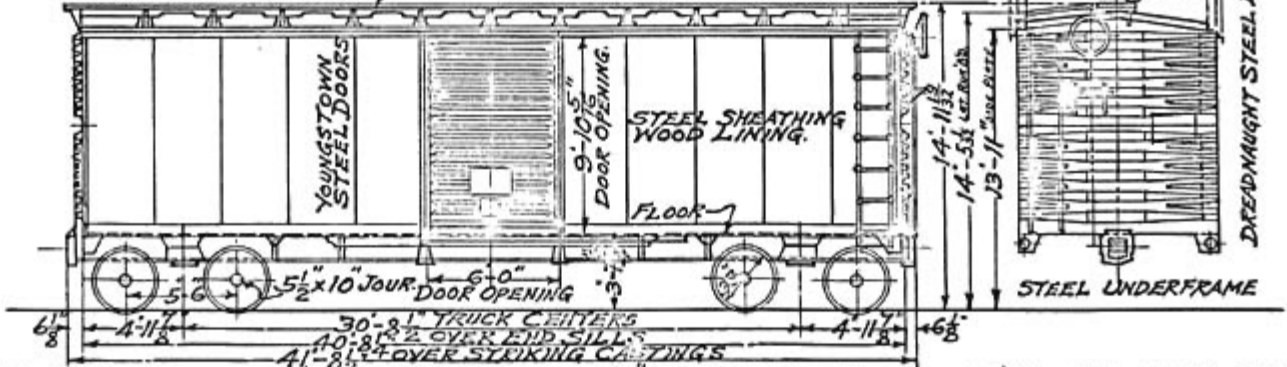
ORIG. No. OF CARS 350

150 CARS Nos. 20201-20350 HAVE BARBER STABILIZED TRUCKS, TYPE S-2

200 " " 20351-20550 - M. ST. FOUNDRIES RIDE CONTROL TRUCKS, A-3

METAL RUNNING BOARD

MURPHY SOLID STEEL ROOF



REVISED: 3-30-60

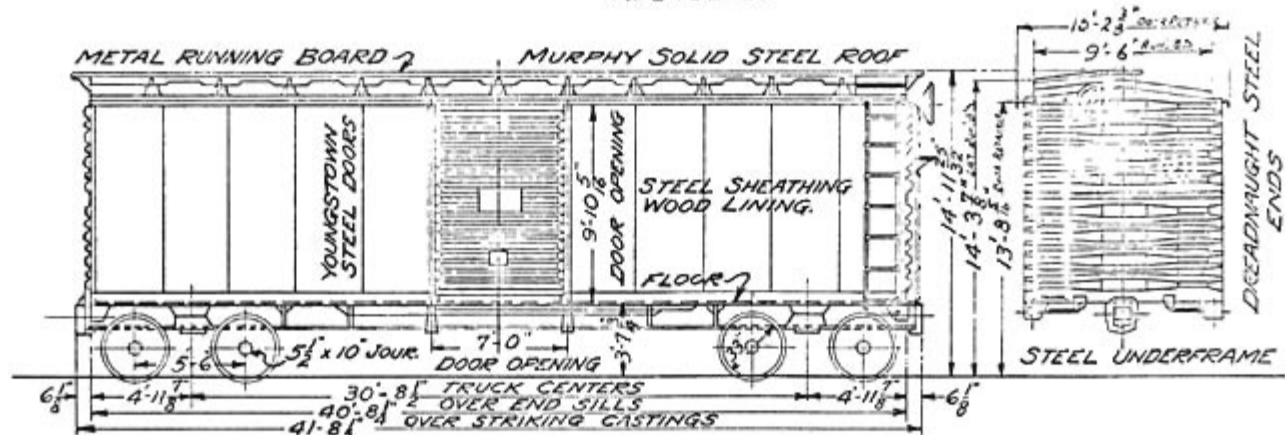
* TRUCKS, SEE NOTE
CARDWELL WESTHE. DRAT GARNY II-F
AAR FRICTION BEARINGS

LENGTH INSIDE	40'-6"	CAPACITY	100000 LBS
WIDTH	9'-2 1/2"		3898 CU. FT.
HEIGHT	10'-6"		

WEIGHT - BODY	31210
TRUCKS	14590
TOTAL	45800 LBS.

R.J.D.

BUILDERS SPECIF. NO 10559

BOX CAR A.A.R. STANDARD, CL.XM
BUILT BY MT. VERNON CAR MFG. CO. JULY 1947
AFE 152-47CAR Nos. 20551-20600
ORIG. NO. OF CARS 250REVISED:
3-30-50ASF SPR. PLANKLESS SIDE FRAME TRUCK
CARDWELL WESTHSE DRAFT GEAR NY-11-F
AAR FRICTION BEARINGS.LENGTH INSIDE... 40'-6"
WIDTH... 9'-2 1/16"
HEIGHT... 10'-6"CAPACITY... 100000 LBS.
... 3898 CU. FT.WEIGHT-BODY 31610
... TRUCKS 14550
... TOTAL 46200 LBS.

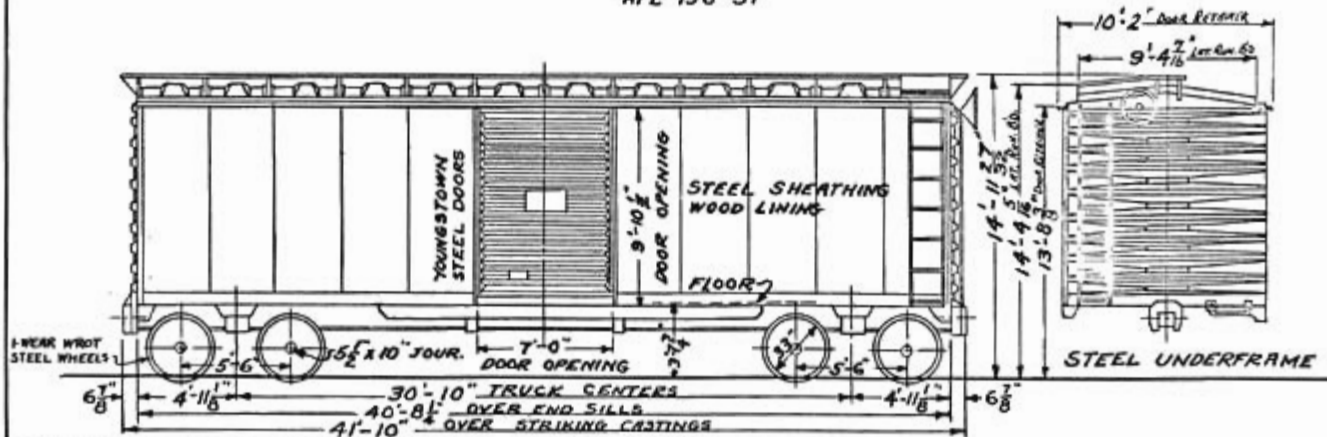
RWC 8-29-47

BUILDERS SPECIF. No. 451-1

BOX CAR, CLASS XM
 BUILT BY PULLMAN STANDARD NOV. 1951
 AFE 196 -51

CAR Nos. 20821-21400
 ORIG. No. OF CARS 600

REVISED
 5-8-57
 3-24-60



ASF A-3 RIDE CONTROL TRUCKS -
 A.A.R. CERTIFIED DRAFT GEAR
 A.A.R. FRICTION BEARINGS.

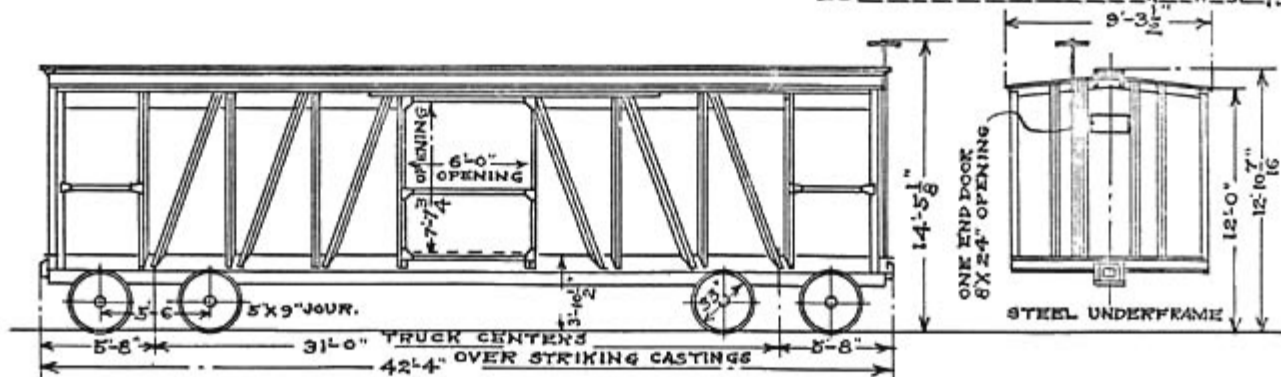
LENGTH INSIDE	40'-6"	CAPACITY	100000 LBS.	WEIGHT-BODY	29910
WIDTH	9'-2"		3903 CU. FT.	TRUCKS	14500
HEIGHT	10'-6"			TOTAL	44500 LBS

BOX CAR, CLASS XM
BUILT BY PULLMAN COMPANY 1916 (SEPT.)

CAR NOS. 26001 - 26125
ORIG. NO OF CARS 125

100 - CONVERTED FROM BOX CARS IN
25 SERIES 15001 - 16000 BY W.P.R. 1937

REVISED:
3-31-60
2-28-64



TRUCKS C.S. ANDREWS TYPE
FARLOW DRAFT GEAR
AAR FRICTION BEARINGS

LENGTH INSIDE --- 40'-6"
WIDTH " --- 8'-6"
HEIGHT " --- 8'-0"

CAPACITY --- 80000 LBS.
" --- 2754 CU.FT.

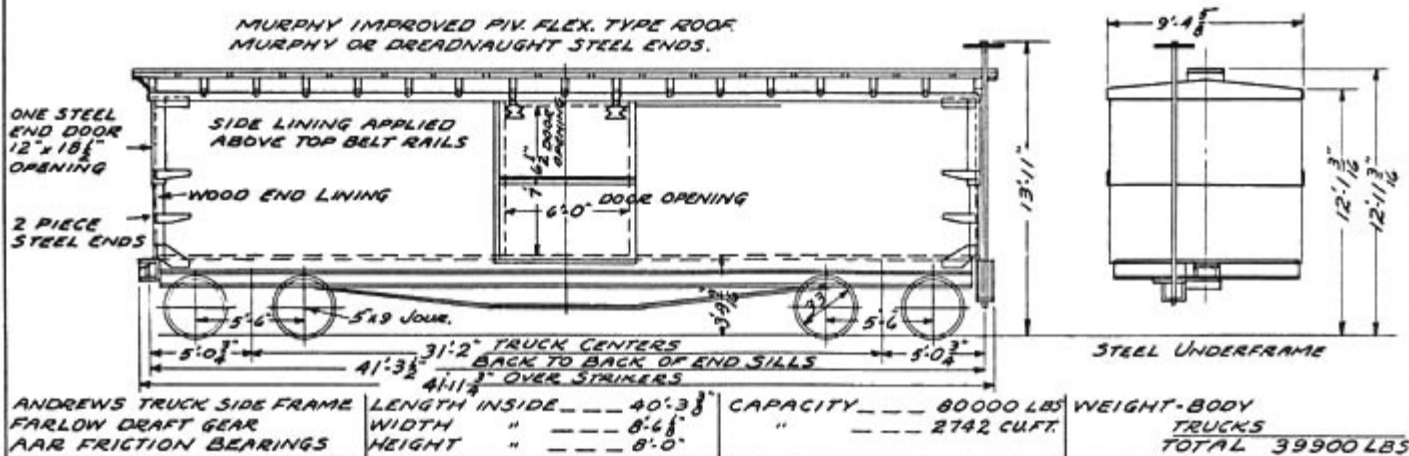
WEIGHT - BODY
TRUCKS
TOTAL 41380 LBS.

REV 1-23-68

BOX CARS, CLASS XM
BUILT BY MT. VERNON CAR MFG. Co. 1917 & 1918
CARS IN THIS SERIES RENUMBERED FROM 16001-18500

CAR NOS. 27001-27600
 NO. OF CARS 12

MURPHY IMPROVED PIV. FLEX. TYPE ROOF.
 MURPHY OR DREADNAUGHT STEEL ENDS.



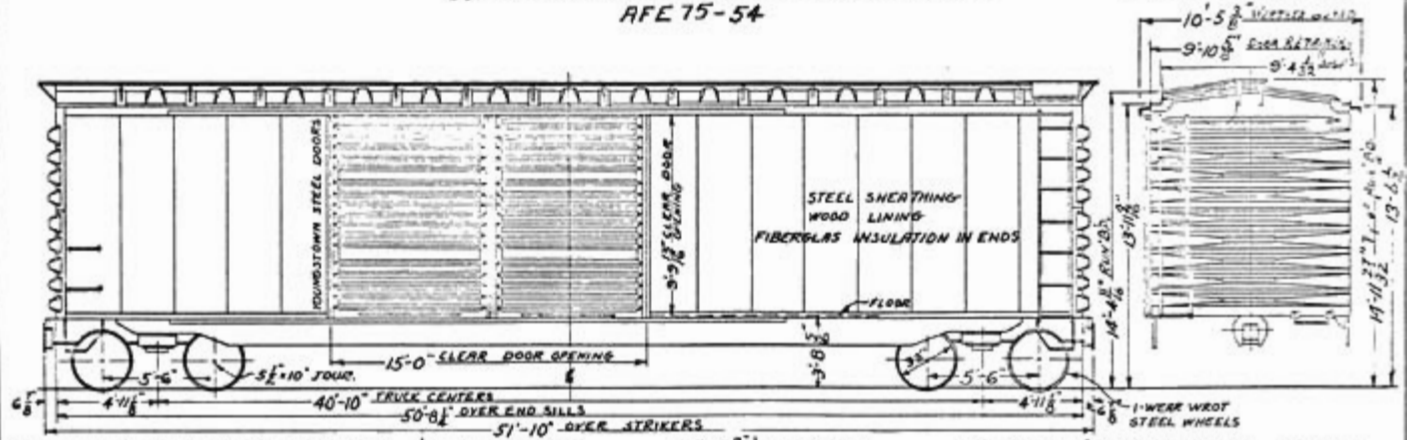
RWC 3-23-60

BUILDERS LOT No. 8183-B

BOX CAR, CLASS XM
BUILT BY PULLMAN-STANDARD APRIL 1954
AFE 75-54

CAR Nos. 35001-35000
 ORIG. No. OF CARS-50

REVISED:
 3-26-60



ASF A-3 RIDE CONTROL TRUCKS
 CARDWELL-WEST. NY-11-F DRAFT GEAR
 AAR FRICTION BEARINGS

LENGTH INSIDE	50'-5 3/8"
WIDTH	9'-2 1/8"
HEIGHT	10'-5 3/8"

CAPACITY	100000 LBS.
	4840 CU. FT.

WEIGHT-BODY	41010
TRUCKS	14590
TOTAL	55600 LBS.

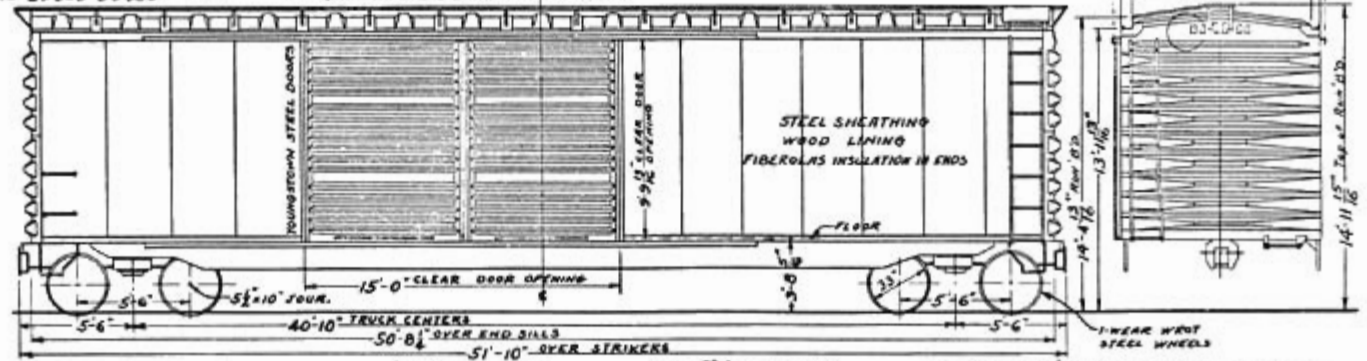
BUILDERS LOT No. 8213, 35101-35182, AFE 175-54, BLT. NOV. 1954
 " " " 8239, 35201-35300, AFE 176-55, " JUN. 1955
 " " " 8267, 35301-35325, AFE 182-55, " SEPT. "
 " " " 8268, 35326-35400, " " " " DEC. "

BOX CAR, CLASS XM
 BUILT BY PULLMAN STANDARD

CAR Nos. 35101-35400
 ORIG. No. OF CARS - 263

CARS 35101-35325 EQUIPPED WITH A-3 RIDE CONTROL TRUCKS
 CARS 35326-35400 " " BARKER S-2-C STABILIZED TRUCKS

REVISED:
 10-13-55
 2-24-60



TRUCKS - SEE ABOVE	LENGTH INSIDE	50'-5 3/8"	CAPACITY	100000 LBS.	WEIGHT - BODY	40510
N.M. & S.C. Co. MF-275 RUBBER DRAFT GEAR	WIDTH	9'-2 1/2"	"	4840 CU. FT.	TRUCKS	14590
AAR FRICTION BEARINGS	HEIGHT	10'-5 1/2"			TOTAL	55100 LBS.

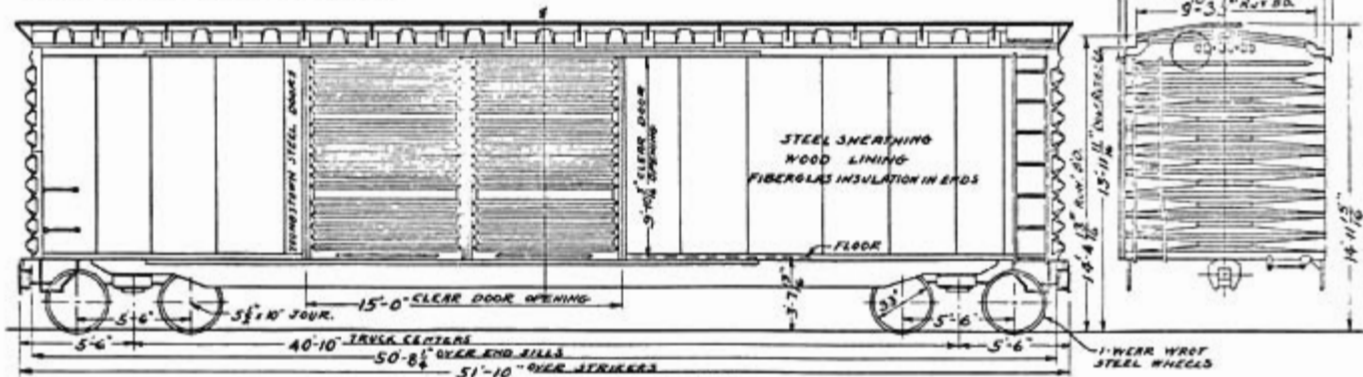
BUILDERS LOT No. 8268-A

BOX CAR, CLASS XM
BUILT BY PULLMAN STANDARD DEC. 1955
AFE 182-55

CAR Nos. 35401-35425
ORIG. No. OF CARS - 25

NOTE: THESE CARS EQUIPPED WITH
GREAT LAKES NAILABLE STEEL FLOOR

REVISED:
3-23-60



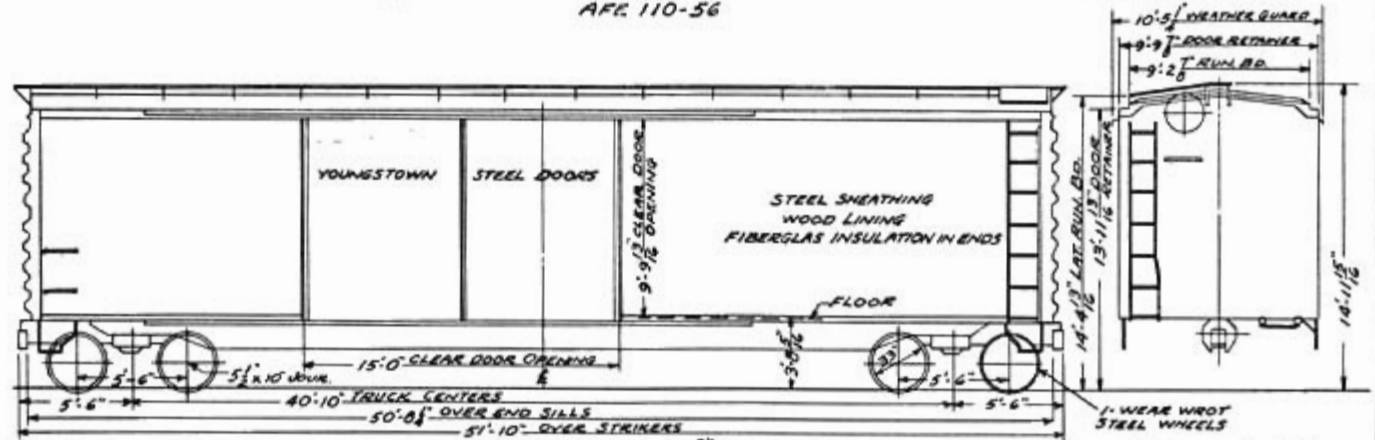
BARBER S-2-C STABILIZED TRUCKS	LENGTH INSIDE	50'-5 $\frac{3}{4}$ "	CAPACITY	10000 LBS.	WEIGHT-BODY	41310
N.M. & S.C. Co. MF-275 RUBBER DRAFT GEAR	WIDTH	9'-2 $\frac{1}{2}$ "	"	4859 CU. FT.	TRUCKS	14590
AAR FRICTION BEARINGS	HEIGHT	10'-6"			TOTAL	55,900 LBS.

RPC 10-12-55

BUILDERS LOT 8301

BOX CARS, CLASS XM
 BUILT BY PULLMAN STANDARD JAN. 1957
 AFE 110-56

CAR NOS 35501-35625
 NO. OF CARS 125



BARBER S-2-C STABILIZED TRUCKS
 N.M. & S.C. Co. MF. 400 RUBBER DRAFT GEAR
 AAR FRICTION BEARINGS

LENGTH INSIDE	50'-5 3/8"
WIDTH	9'-2 1/8"
HEIGHT	10'-5 1/2"

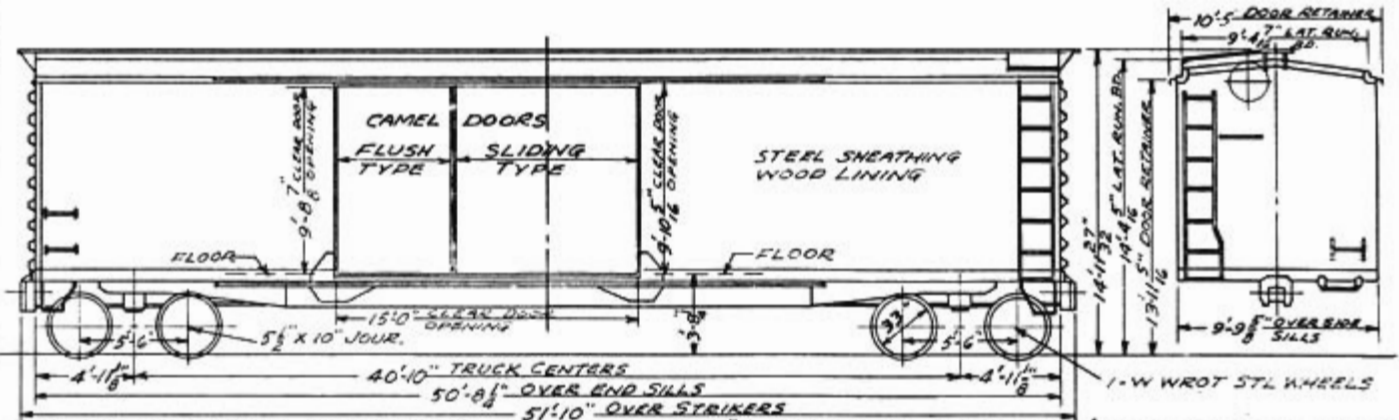
CAPACITY	10000 LBS.
	4840 CU.FT.

WEIGHT - BODY	41010
TRUCKS	14590
TOTAL	55600 LBS.

BUILDERS LOT NO. R 8959

BOX CARS, CLASS XM
 LEASED FROM BANK OF AMERICA OCT, 1964
 REBUILT BY PULLMAN-STANDARD MAY 1965

CAR NOS. 35701-35750
 NO. OF CARS 50



ASF A-3 RIDE CONTROL TRUCKS
 DRAFT GEAR AAR APPROVED
 AAR FRICTION BEARINGS

LENGTH INSIDE 50'-6 1/16"
 WIDTH " 9'-2 1/16"
 HEIGHT " 10'-5 1/2"

CAPACITY 110,000 LBS.
 " 4845 CU.FT

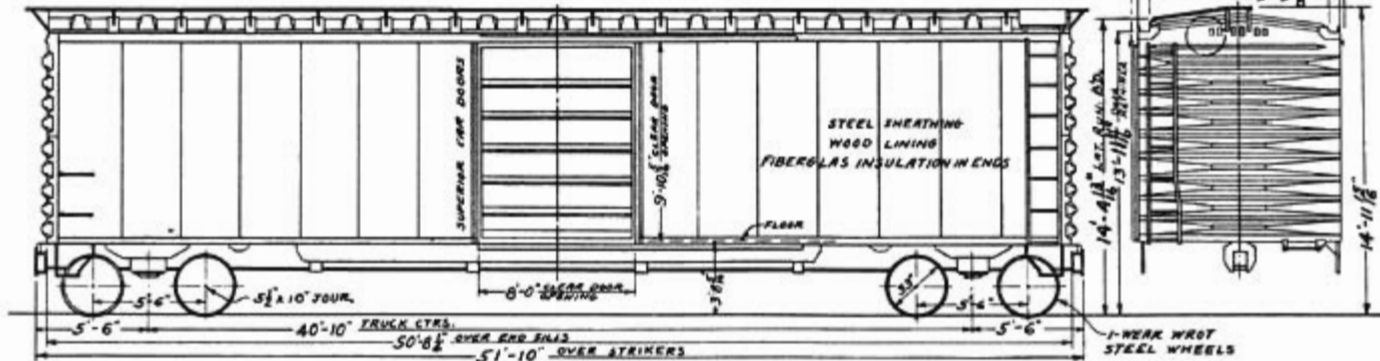
WEIGHT-BODY 41810
 TRUCKS 14590
 TOTAL 56400

BUILDER'S LOT No. 8240

BOX CAR, CLASS XM
 BUILT BY PULLMAN-STANDARD JUNE 1955
 AFE 178-55

CAR Nos. 36001-36025
 ORIG. No. OF CARS - 25

REVISED:
 3-24-60
 11-24-61
 3-30-62
 1-28-64



SCULLIN A-3 RIDE CONTROL TRUCKS
 N.M.F.S.C.Co. TYPE MF-275 RUBBER DR. GEAR
 AAR FRICTION BEARINGS

LENGTH INSIDE --- 50'-5 1/2"
 WIDTH " --- 9'-2 1/2"
 HEIGHT " --- 10'-5 1/2"

CAPACITY --- 10000 LBS.
 " --- 4840 CU. FT.

WEIGHT - BODY 37310
 TRUCKS 14590
 TOTAL 51,900 LBS.

BUILDER'S LOT No. 8241

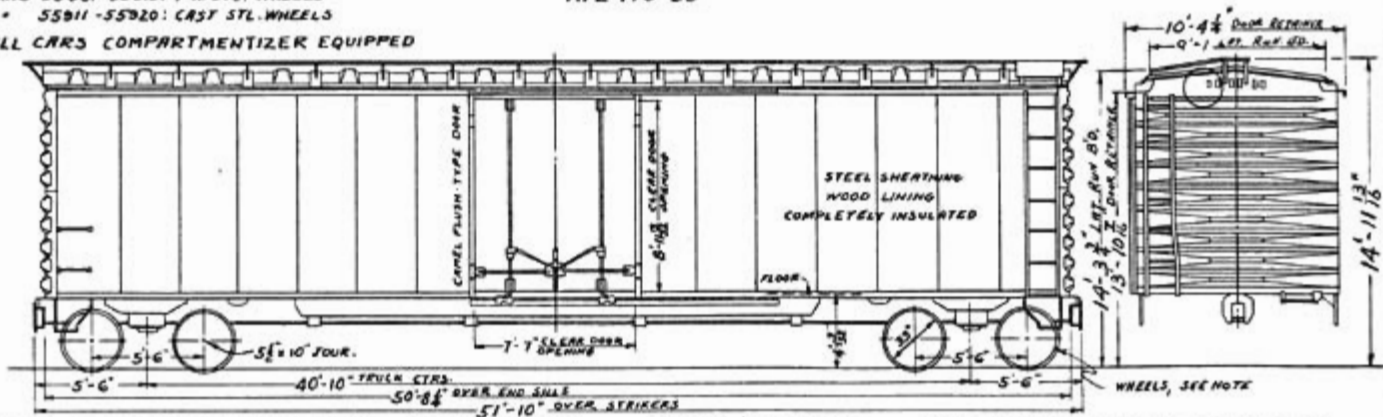
INSULATED BOX CAR, CLASS RBL
 BUILT BY PULLMAN STANDARD AUG. 1955
 AFE 179-55

CAR Nos. 55901-55920
 ORIG. No. OF CARS - 20

CARS 55901-55910: 1-W STL. WHEELS
 * 55911-55920: CAST STL. WHEELS

ALL CARS COMPARTMENTIZER EQUIPPED

REVISED:
 3-24-60



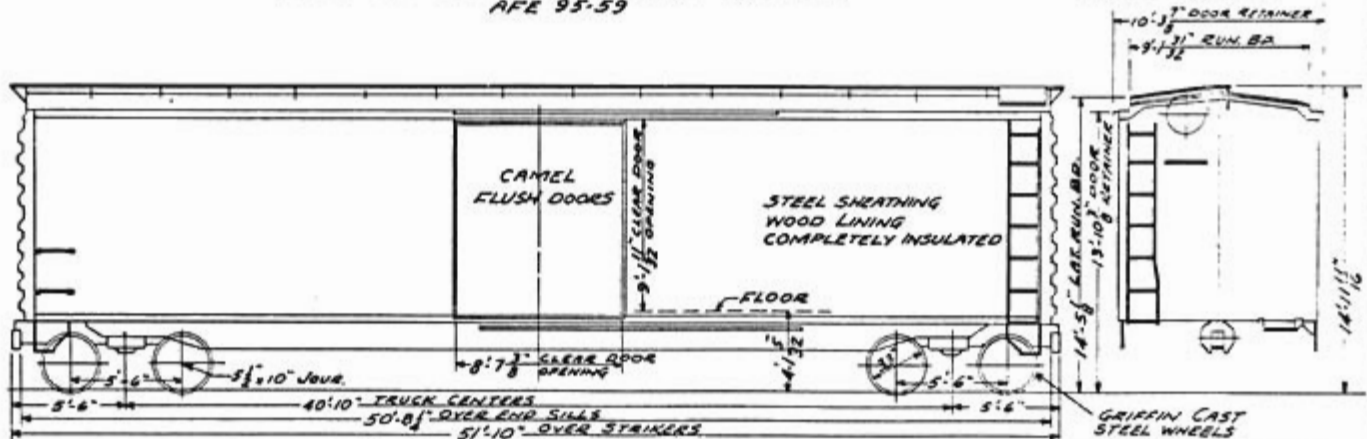
A.S.F. A-3 RIDE CONTROL TRUCKS	LENGTH INSIDE	50'-1 1/4"	CAPACITY	100000 LBS.	WEIGHT - BODY	49710
N.M.I.S.C. Co. TYPE MF-275 RUBBER DR. GEAR	WIDTH	9'-2 1/2"	"	4327 CU. FT.	TRUCKS	14590
AAR FRICTION BEARINGS	HEIGHT	9'-6 3/2"			TOTAL	64300 LBS.

RDC 3-13-55

BUILDERS LOT NO. 8487

INSULATED BOX CARS, CLASS RBL
 BUILT BY PULLMAN STANDARD JUNE 1959
 AFE 95-59

CAR NOS 55926-55950
 NO. OF CARS 25



SCULLIN A-3 RIDE CONTROL TRUCKS
 CARDWELL WESTHSE DRAFT GEAR NY-11-F
 TIMKEN AP ROLLER BEARINGS

LENGTH INSIDE	50'-11 1/2"
WIDTH	9'-2 1/2"
HEIGHT	9'-6 3/2"

CAPACITY	10000 LBS
	4327 CU.FT.

WEIGHT - BODY	46410
TRUCKS	14590
TOTAL	61000 LBS.

RWC 2-5-60

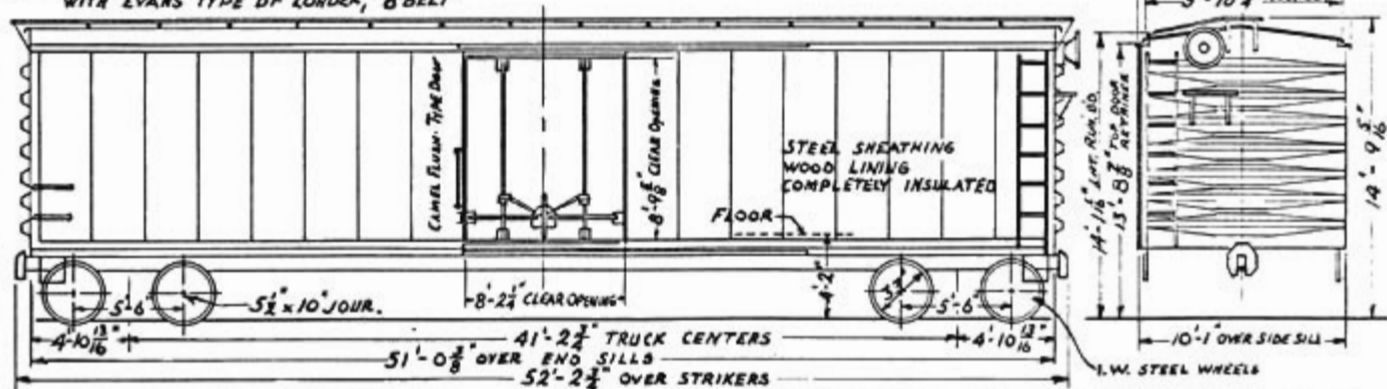
BUILDER'S LOT NO. WP-55.

INSULATED BOX CAR, CLASS RBL
 BUILT BY PACIFIC CAR & FDY. CO. APRIL 1956
 AFE 90-56.

CAR Nos. 55951-56000.
 No. OF CARS - 50.

NOTE: THESE CARS ARE EQUIPPED
 WITH EVANS TYPE DF LORDER, 8 BELT

REVISED:
 3-24-60



TRUCKS, BARBER STABILIZED TYPE S-2-C.
 RUBBER DRAFT GEAR. N.M. & S.C. CO. TYPE MF-400.
 AAR FRICTION BEARINGS

LENGTH INSIDE 50'-0"
 WIDTH " 9'-1 1/2"
 HEIGHT " 9'-1"

CAPACITY 94000 LBS
 " 4154 CU. FT.

WEIGHT BODY 50110
 " TRUCKS 14520
 " TOTAL 72700 LBS

N.H.L. 1-9-57.

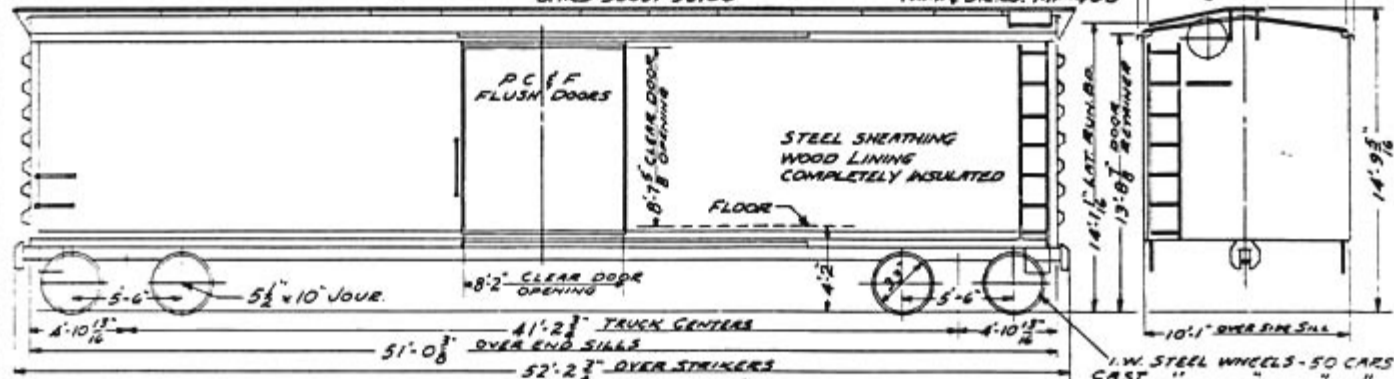
BUILDERS LOT No. WP-57

INSULATED BOX CARS, CLASS RBL
 BUILT BY PACIFIC CAR & FDRY. CO. DEC. 1957
 AFE 71-57

CAR NOS. 56001-56100
 NO. OF CARS - 100

NOTE: THESE CARS ARE EQUIPPED
 WITH EVANS TYPE OF LOADERS, 8 BELT

CARS 56001-56050 DRAFT GEAR W.H. MINER FR-16
 CARS 56051-56100 " " N.M. & S.C. Co. MF-400



BARBER 5-2-C STABILIZED TRUCKS
 DRAFT GEAR - SEE ABOVE
 50 HYATT & 50 TIMKEN AP ROLLER BEARINGS

LENGTH INSIDE	50'-0"	CAPACITY	97000 LBS
WIDTH	9'-1 1/2"	"	4154 CUFT.
HEIGHT	9'-1"	"	

WEIGHT BODY - 56710
 " TRUCKS 14590
 TOTAL 71300 LBS.

BUILDERS LOT NO. 8487

INSULATED BOX CARS, CLASS RBL
BUILT BY PULLMAN STANDARD JUNE 1959

CAR Nos. 56101-56175

NO. OF CARS 75

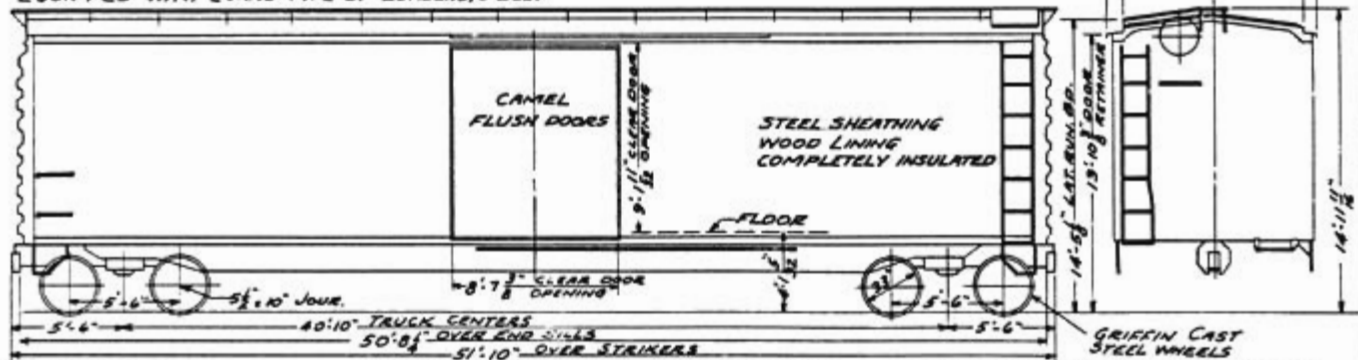
NOTE:

CARS 56101-56150 HAVE NAT'L. MALL. C-1 TRUCKS.

AFE 95-59

CARS 56151-56175 HAVE SCULLIN A-3 RIDE CONTROL TRUCKS

EQUIPPED WITH EVANS TYPE OF LOADERS, 8 BELT



TRUCKS, SEE NOTE.

CARDWELL WESTHSE DRAFT GEAR NY-11-F

TIMKEN AD ROLLER BEARINGS

LENGTH INSIDE

50'-1 1/2"

CAPACITY

100000 LBS

WEIGHT-BODY 50010

WIDTH

9'-0 3/8"

4322 CUFT

TRUCKS 14590

HEIGHT

9'-6 3/32"

TOTAL 64600 LBS.

BUILDERS LOT No. WP-60

INSULATED BOX CARS, CLASS RBL
 BUILT BY PACIFIC CAR & FDRY. CO. NOV. 1960
 AFE 73-60

CAR NOS 56176-56325
 NO. OF CARS 150

EQUIPPED WITH "CAR PAC" LOADERS, 8 BELT

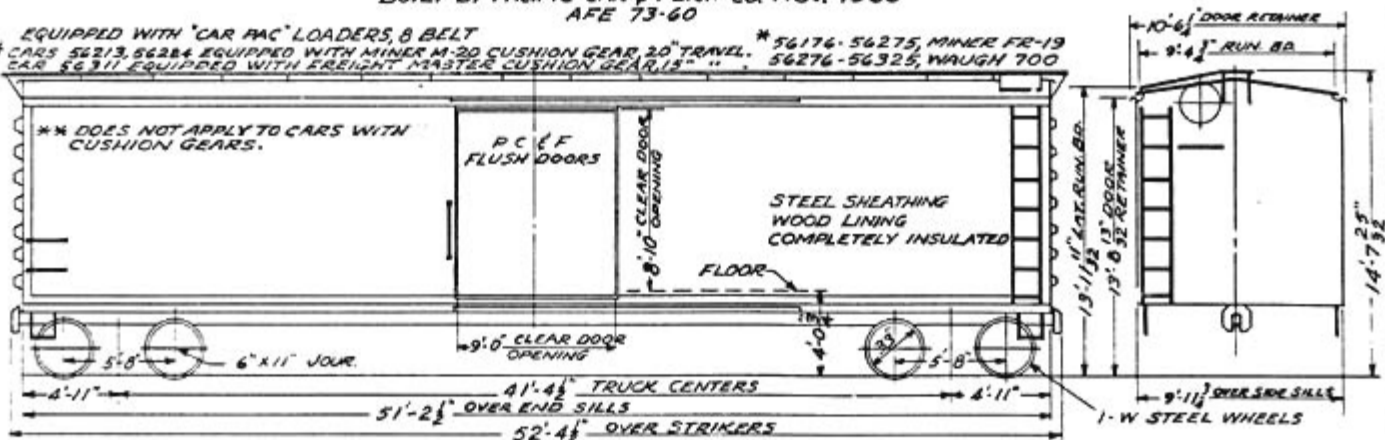
* CARS 56213, 56284 EQUIPPED WITH MINER M-20 CUSHION GEAR, 20" TRAVEL. * 56176-56275, MINER FR-19
 CAR 56311 EQUIPPED WITH FREIGHT MASTER CUSHION GEAR, 15" " * 56276-56325, WAUGH 700

** DOES NOT APPLY TO CARS WITH
 CUSHION GEARS.

P C & F
 FLUSH DOORS

STEEL SHEATHING
 WOOD LINING
 COMPLETELY INSULATED

FLOOR



BARBER S-2-C STABILIZED TRUCKS
 DRAFT GEAR, SEE ABOVE *
 TIMKEN AP ROLLER BEARINGS

LENGTH INSIDE	50'-6"
WIDTH	9'-4 3/4"
HEIGHT	9'-5"

CAPACITY	140,000 LBS.
	4445 CU.FT.

WEIGHT - BODY	52360
TRUCKS	16440
** TOTAL	68800

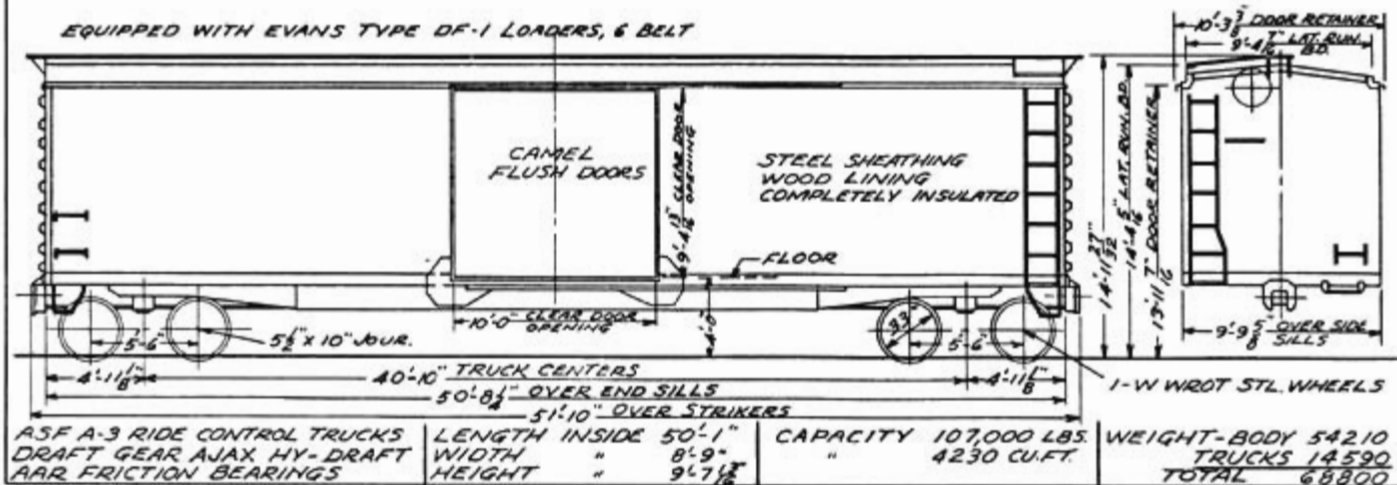
WEIGHT - BODY 52360
 TRUCKS 16440
 ** TOTAL 68800

BUILDERS LOT NO. R-8960

INSULATED BOX CARS, CLASS RBL
 LEASED FROM BANK OF AMERICA OCT. 1, 1964
 REBUILT BY PULLMAN-STANDARD JUN. 1965

CAR NOS. 57001-57100
 NO. OF CARS 100

EQUIPPED WITH EVANS TYPE DF-1 LOADERS, 6 BELT



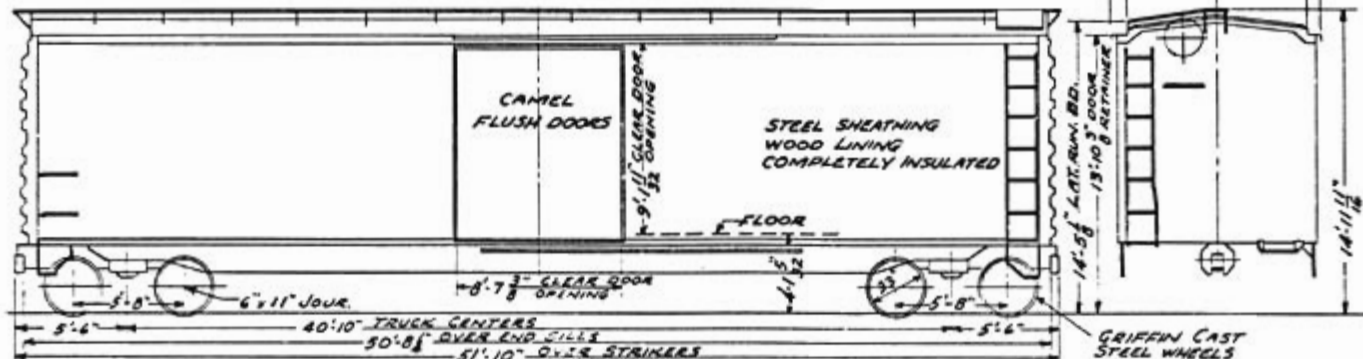
RWC 6-9-66

BUILDERS Lot No. 8525

INSULATED BOX CARS, CLASS RBL
 BUILT BY PULLMAN STANDARD OCT. 1959
 AFE 168-59

CAR NOS. 59001-59025
 CAR NOS. 59101-59125
 NO. OF CARS 50

CARS 59001-59025 EQUIPPED WITH "CAR PAC" LOADERS, 8 BELT
 CARS 59101-59125 EQUIPPED WITH "CAR PAC" LOADERS, 6 BELT



ASF A-3 RIDE CONTROL TRUCKS
 N.M. & S.C. Co. MF-400 RUBBER DRAFT GEARS
 TIMKEN AP ROLLER BEARINGS

LENGTH INSIDE --- 50'-1 1/2"
 WIDTH " --- 9'-2 1/2"
 HEIGHT " --- 9'-6 3/4"

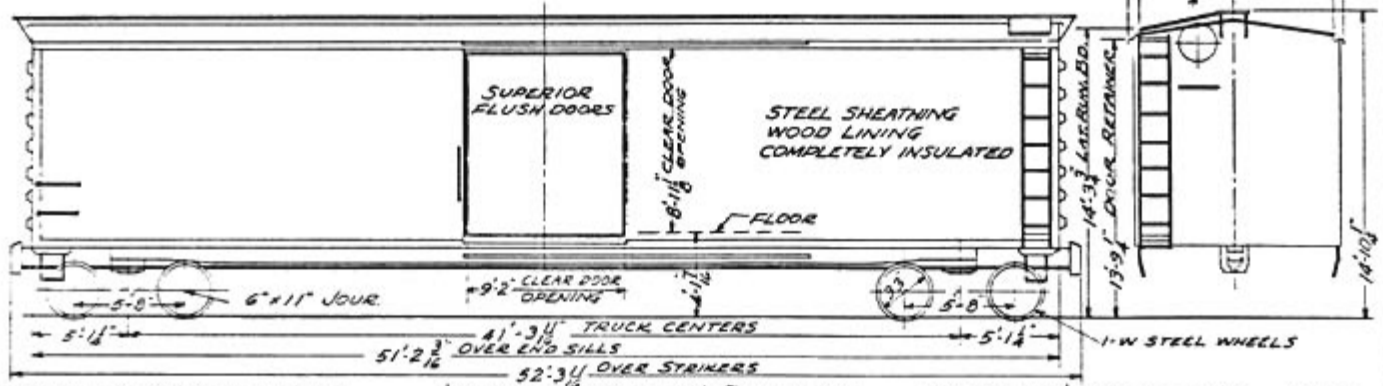
CAPACITY --- 140000 LBS.
 " --- 4389 CU. FT.

WEIGHT - BODY 50060
 TRUCKS 16440
 TOTAL 66500 LBS.

INSULATED BOX CARS, CLASS RBL
 BUILT BY THRALL CAR MFG CO. JAN. 1961
 AFE 119-61

CAR NOS. 59130-59131
 NO. OF CARS 2

EQUIPPED WITH "CAR PAC" LOADERS, 6 BELT



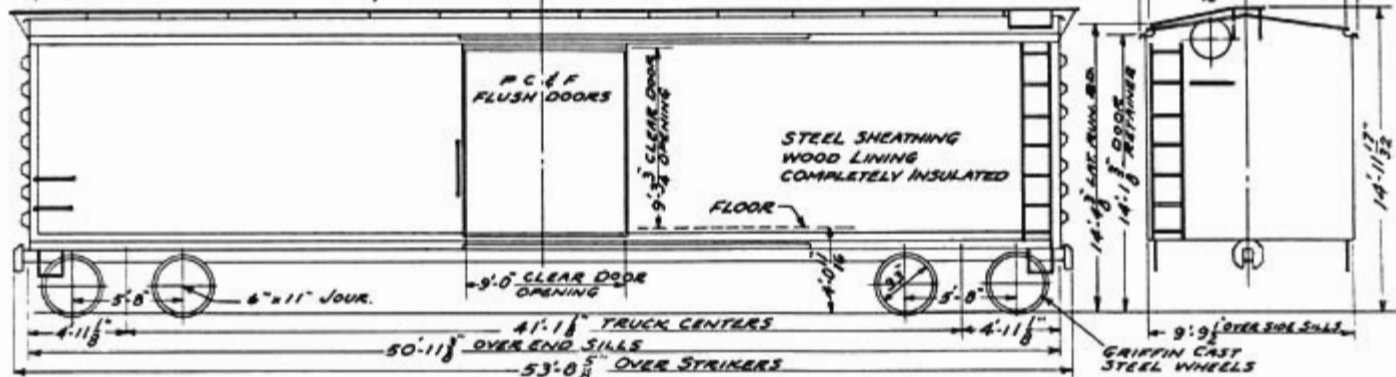
ASF A-3 RIDE CONTROL TRUCKS	LENGTH INSIDE	50'-6"	CAPACITY	140,000 LBS	WEIGHT-BODY	47860
MINER A-22-XL RUBBER DRAFT GEARS	WIDTH	9'-4"	"	4477 CUFT	TRUCKS	16440
HYATT ROLLER BEARINGS	HEIGHT	9'-6"	"		TOTAL	64300 LBS

BUILDERS LOT No. WP-59

INSULATED BOX CARS, CLASS RBL
 BUILT BY PACIFIC CAR & FDRY. CO. FEB. 1960
 AFE 168-59

CAR NOS. 60001-60050
 NO. OF CARS 50

EQUIPPED WITH "CAR PAC" LOADERS, 8 BELT
 & HYDRAULIC SHOCK CONTROL, 10" TRAVEL



BARBER 5-2-C STABILIZED TRUCKS
 MINER FR-19 RUBBER DRAFT GEARS
 TIMKEN AP ROLLER BEARINGS

LENGTH INSIDE -- 50'-1"
 WIDTH " -- 9'-2"
 HEIGHT " -- 9'-10"

CAPACITY -- 124,000 LBS
 " -- 4512 CU.FT.

WEIGHT-BODY 68560
 TRUCKS 16440
 TOTAL 85000 LBS.

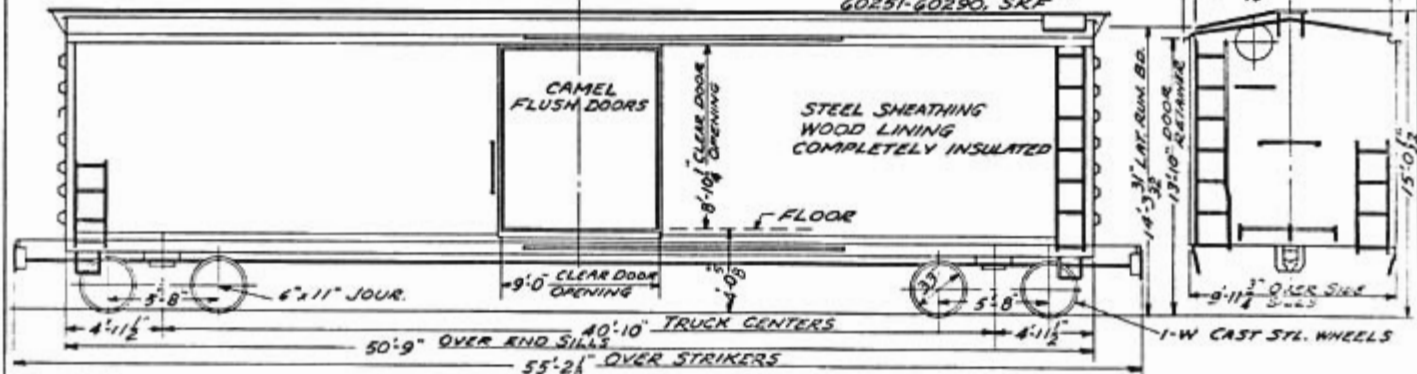
BUILDERS LOT NO. WP-62

INSULATED BOX CARS, CLASS RBL
 BUILT BY PACIFIC CAR & FDRY. CO. JULY 1962
 AFE 4-62

CAR NOS. 60101-60290
 NO. OF CARS 190

EQUIPPED WITH "CAR PAC" LOADERS, 6 BELT
 & KEYSTONE HYDRAULIC SHOCK CONTROL - 20" TRAVEL

ROLLER BEARINGS
 60101-60150, HYATT
 60151-60250, TIMKEN
 60251-60290, SKF



BARBER 5-2-C STABILIZED TRUCKS

WAUGHMAT CUSHION TYPE WM-CG3 DRIFT GEAR

ROLLER BEARINGS - SEE ABOVE

LENGTH INSIDE

WIDTH "

HEIGHT "

50'-1"

9'-4 1/2"

9'-9 1/2"

CAPACITY

"

"

140,000 LBS.

4575 CUFT.

WEIGHT-BODY

TRUCKS

TOTAL

55200

16400

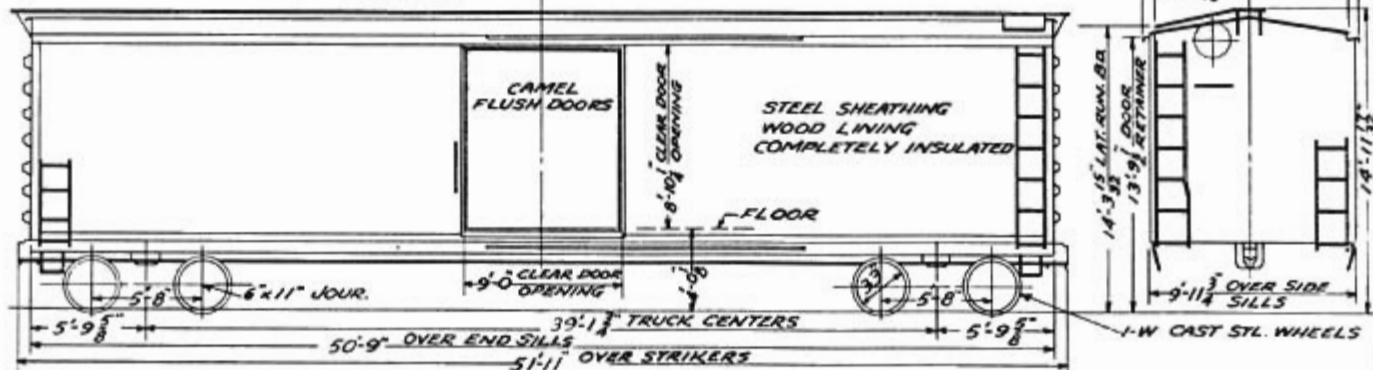
71600

BUILDERS LOT NO. WP-62

INSULATED BOX CARS, CLASS RBL
 BUILT BY PACIFIC CAR & FDRY. CO. JULY 1962
 AFE 4-62

CAR NOS. 60291-60300
 NO. OF CARS 10

EQUIPPED WITH "CAR PAC" LOADERS, 6 BELT
 & BARBER CUSHION TUBE - 10" TRAVEL



BARBER S-2-C STABILIZED TRUCKS	LENGTH INSIDE	50'-1"	CAPACITY	140,000 LBS.	WEIGHT-BODY	50960
CARDWELL-WEST MARK 80 DRAFT GEAR	WIDTH	9'-4 3/16"	"	4575 CU.FT.	TRUCKS	16440
SKF ROLLER BEARINGS	HEIGHT	9'-9 1/4"	"		TOTAL	67400

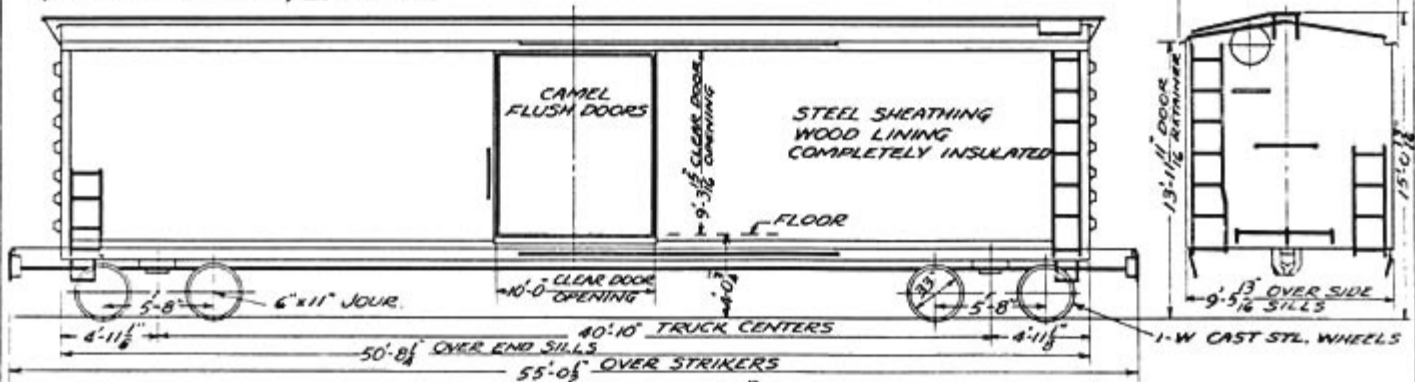
RWC 5-1-63

BUILDERS LOT NO PW-61

INSULATED BOX CARS, CLASS RBL
 BUILT BY PACIFIC CAR & FDRY. CO. MAR. 1962
 AFE 3-62

CAR NOS. 60501-60514
 NO. OF CARS 14

EQUIPPED WITH EVANS TYPE DFB LOADERS
 & HYORA-CUSHION, 20" TRAVEL



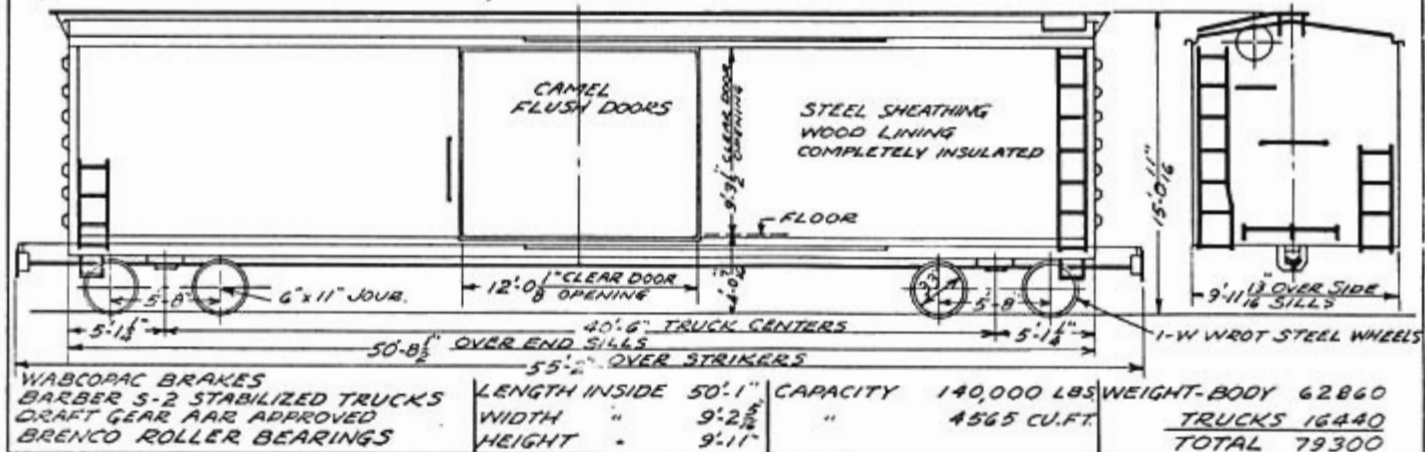
BARBER S-2-C STABILIZED TRUCKS	LENGTH INSIDE	50'-11 1/2"	CAPACITY	140,000 LBS.	WEIGHT-BODY	56,860
WRAUGHMAT CUSHION TYPE WM-CG3 DRAFT GEAR	WIDTH	9'-3 9/16"	"	4555 CU.FT.	TRUCKS	16,440
TIMKEN AP ROLLER BEARINGS	HEIGHT	9'-10 1/8"			TOTAL	73,300

RWC 5-16-63

INSULATED BOX CARS, CLASS RBL
 LEASED FROM N.A.C.C. AUG. 1965 CONTRACT 1-9322-4
 BUILT BY N.A.C.C. OCT. 1965

CAR NOS. 60521-60525
 NO. OF CARS 5

EQUIPPED WITH EVANS TYPE DFB LOADERS, 1 PC.
 & KEYSTONE CUSHION UNDERFRAME, 20" TRAVEL



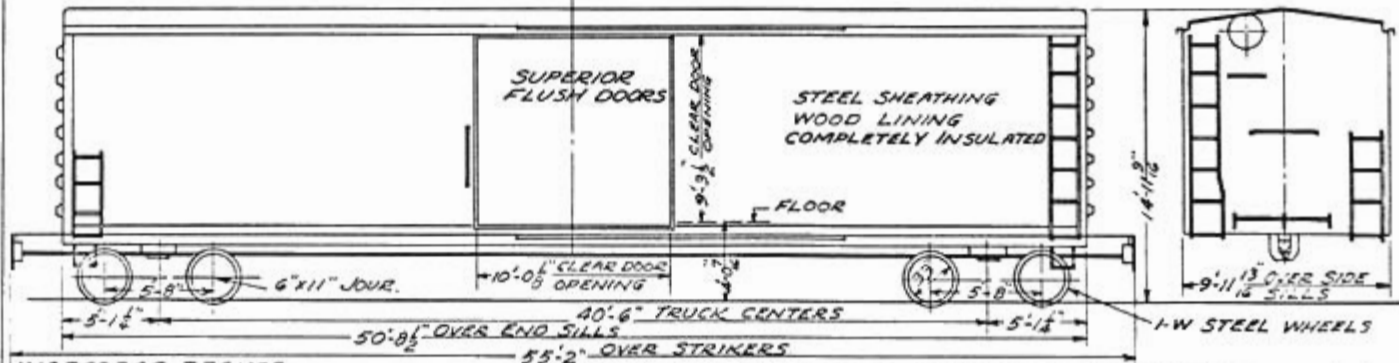
RWC 6-27-66

INSULATED BOX CARS, CLASS RBL
 LEASED FROM N.A.C.C. FEB 28, 1966 CONTRACT 1-9322-5
 BUILT BY N.A.C.C. JUNE 1966

CAR NOS. 60526-60535
 NO. OF CARS 10

REV. 1-23-68

EQUIPPED WITH EQUIPCO 2 PC. LOAD DIVIDER, 3 SETS PER CAR
 & KEYSTONE CUSHION UNDERFRAME - 20" TRAVEL



WABCO PAC BRAKES
 BARBER S-2 STABILIZED TRUCKS
 DRAFT GEAR AIR APPROVED
 BRENCO ROLLER BEARINGS

LENGTH INSIDE	50'-1"
WIDTH	9'-2 7/8"
HEIGHT	9'-11"

CAPACITY	140,000 LBS.
	4589 CU.FT.

WEIGHT-BODY	61460
TRUCKS	16440
TOTAL	77,900

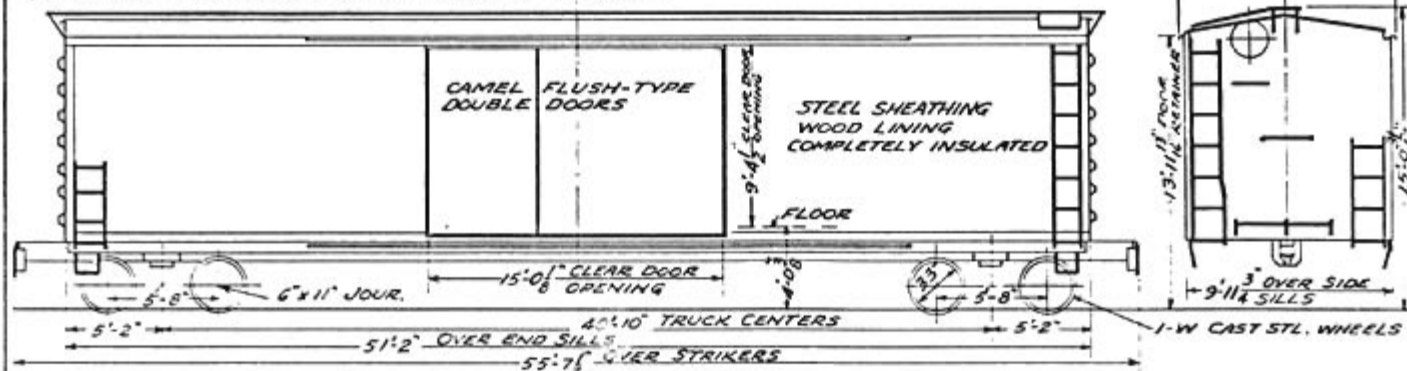
RWC 7-29-66

BUILDERS LOT NO. WPL-62

INSULATED BOX CARS, CLASS RBL
 BUILT BY PACIFIC CAR & FDRY. CO. MARCH 1963
 AFE 29-63

CAR NOS. 60601-60650
 NO. OF CARS 50

EQUIPPED WITH EVANS TYPE DFB LOADERS
 & KEYSTONE HYDRAULIC SHOCK CONTROL-20" TRAVEL



BARBER S-2-C STABILIZED TRUCKS	LENGTH INSIDE	50'-6"	CAPACITY	140,000 LBS	WEIGHT-BODY	62760
WAUGHMAT CUSHION TYPE WM-CG3 DRAFT GEAR	WIDTH	9'-4"	"	472 CU.FT.	TRUCKS	16440
TIMKEN AP ROLLER BEARINGS	HEIGHT	9'-11"	"		TOTAL	79200

ENC 5-20-63

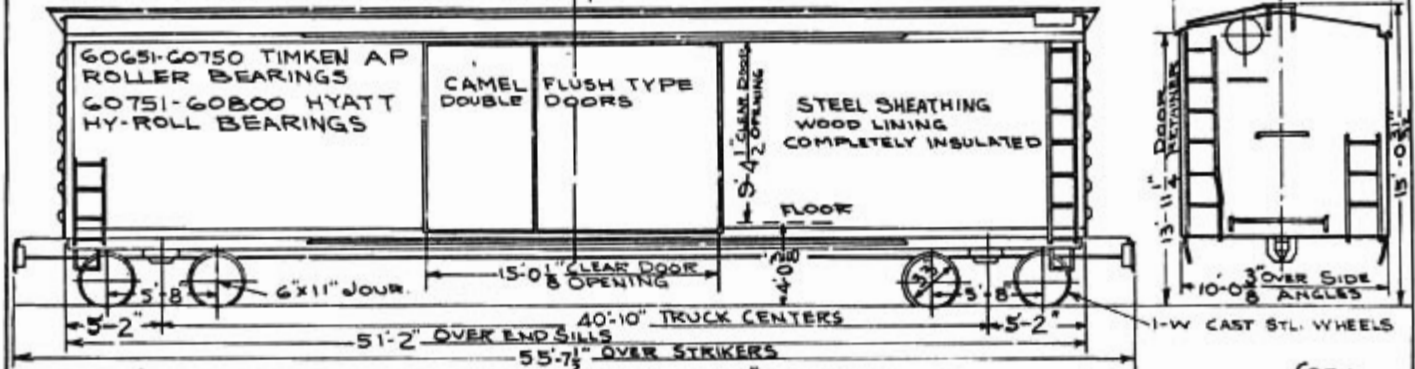
BUILDERS LOT NO WP-63

INSULATED BOX CARS, CLASS RBL
 BUILT BY PACIFIC CAR & DRY CO AUGUST 1964

CAR NOS. 60651-60800
 NO. OF CARS 150
 AFE 138-64

~~60651-60725~~
 WEIGHT BODY - 61360
 EQUIPCO - 2 PC. LOAD DIVIDER
 KEYSTONE CUSHION UNDERFRAME 20' TRAVEL

~~60726-60800~~
 WEIGHT BODY - 59260
 EQUIPCO - 1 PC. LOAD DIVIDER
 FREIGHT SAVER CUSHION UNDERFRAME 20' TRAVEL



BARBER S-2-C STABILIZED TRUCKS
 WAUGHMAT CUSHIONTYPE WM-CG-5
 DRAFT GEAR

LENGTH INSIDE	50'-6 1/2"	CAPACITY	140,000 LBS
WIDTH	9'-4 3/8"	"	4707 CU.FT.
HEIGHT	9'-11 1/2"	"	

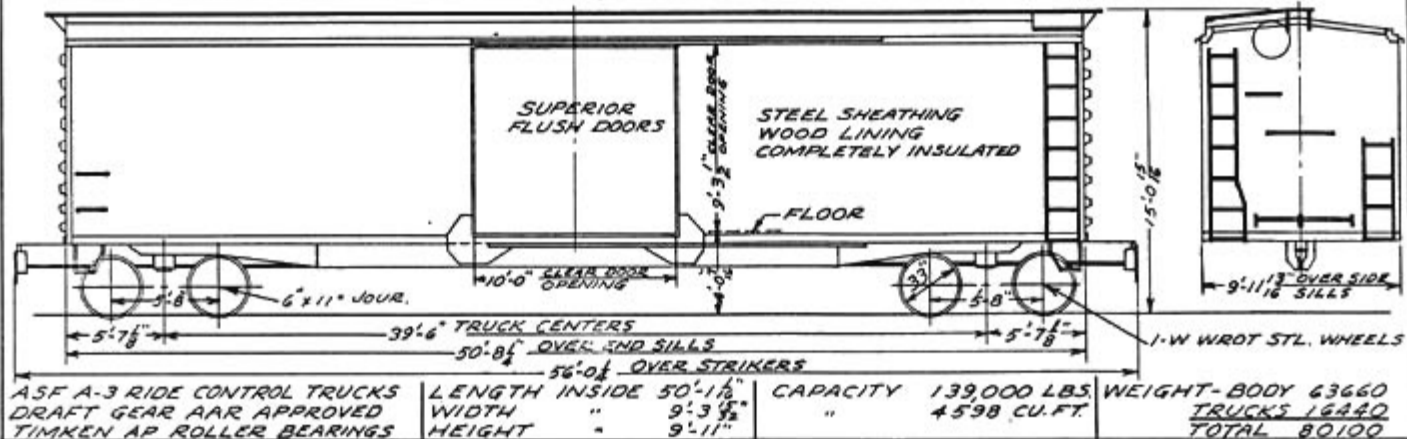
WEIGHT BODY { SEE ABOVE
 TRUCKS 16440
 TOTAL

INSULATED BOX CARS, CLASS RBL
 LEASED FROM N.A.C.C. SEPT 1964, CONTRACT 19322-3
 BUILT BY PULLMAN-STANDARD NOV. 1963

CAR NOS. 60801-60814
 NO. OF CARS 14

REV. 1-23-68

EQUIPPED WITH EVANS TYPE DFB LOADERS, 1 PC.
 & PULLMAN-STANDARD CUSHION UNDERFRAME, 20" TRAVEL



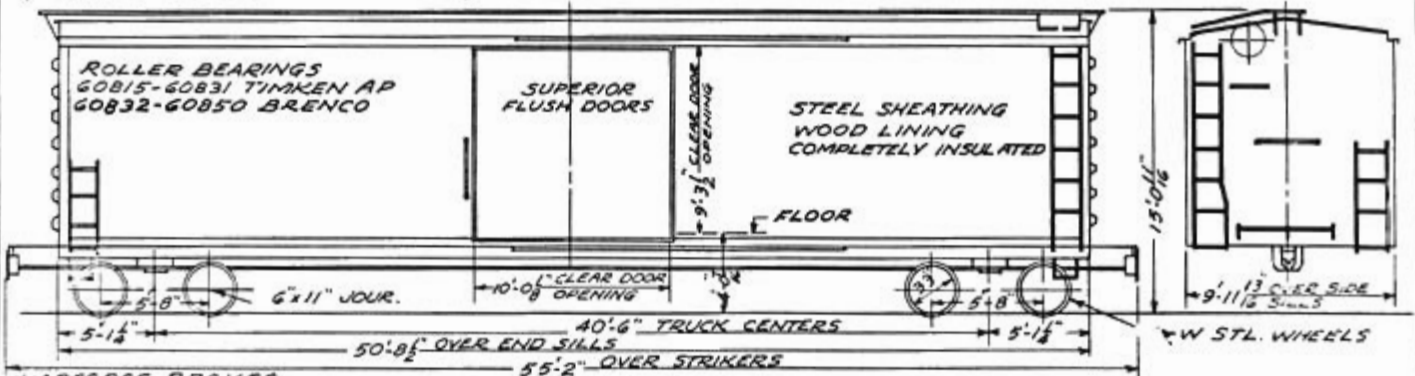
RWC 6-24-66

RF 23-68

INSULATED BOX CARS, CLASS RBL
 LEASED FROM N.A.C.C. SEPT 1964, CONTRACT 1-9322-3
 BUILT BY N.A.C.C. SEPT. 1965

CAR NOS 60815-60831,
 60832-60850
 NO OF CARS 36

EQUIPPED WITH EVANS TYPE DFB LOADERS, 1 PC.
 6" KEYSTONE CUSHION UNDERFRAME, 20" TRAVEL



WABCO PAC BRAKES
 BARBER 5-2 STABILIZED TRUCKS
 DRAFT GEAR AAR APPROVED
 ROLLER BEARINGS - SEE ABOVE

LENGTH INSIDE	50'-1"
WIDTH	9'-3 1/2"
HEIGHT	9'-11"

CAPACITY	140,000 LBS.
	4604 CU.FT.

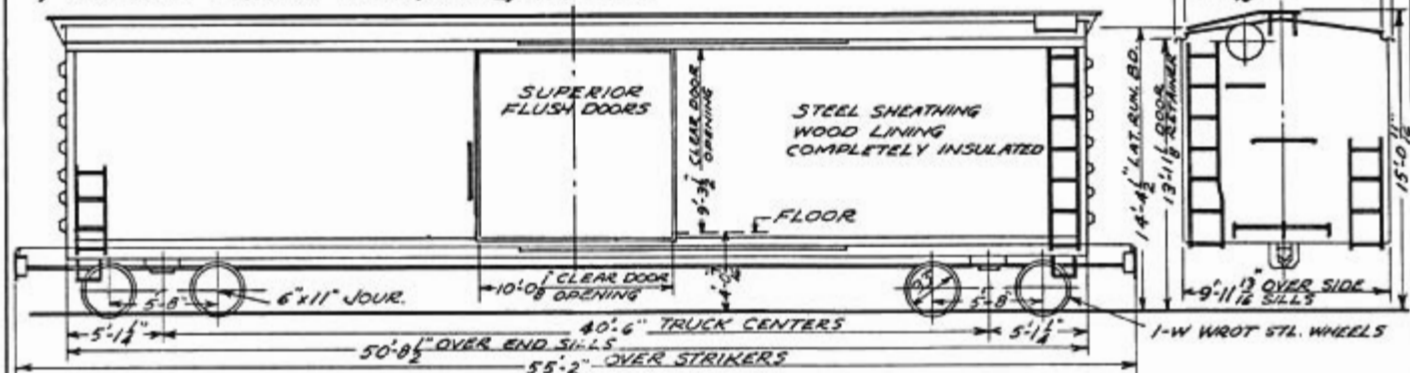
WEIGHT-BODY	61960
TRUCKS	16440
TOTAL	78400

RL 23-68

INSULATED BOX CARS, CLASS RBL
 LEASED FROM N.A.C.C. SEPT 1964 CONTRACT 1-9322-3
 BUILT BY N.A.C.C. APRIL 1965

CAR NOS. 60851-60950
 NO. OF CARS 100

EQUIPPED WITH EVANS TYPE DFB LOADERS, 1 PC.
 & KEYSTONE CUSHION UNDERFRAME, 20" TRAVEL



BARBER S-2-C STABILIZED TRUCKS	LENGTH INSIDE	50'-1"	CAPACITY	140,000 LBS.	WEIGHT-BODY	61960
DRAFT GEAR AAR APPROVED	WIDTH	9'-3 1/4"	"	4604 CU.FT.	TRUCKS	16440
TIMKEN AP ROLLER BEARINGS	HEIGHT	9'-11"			TOTAL	78400

RWC G-22-66

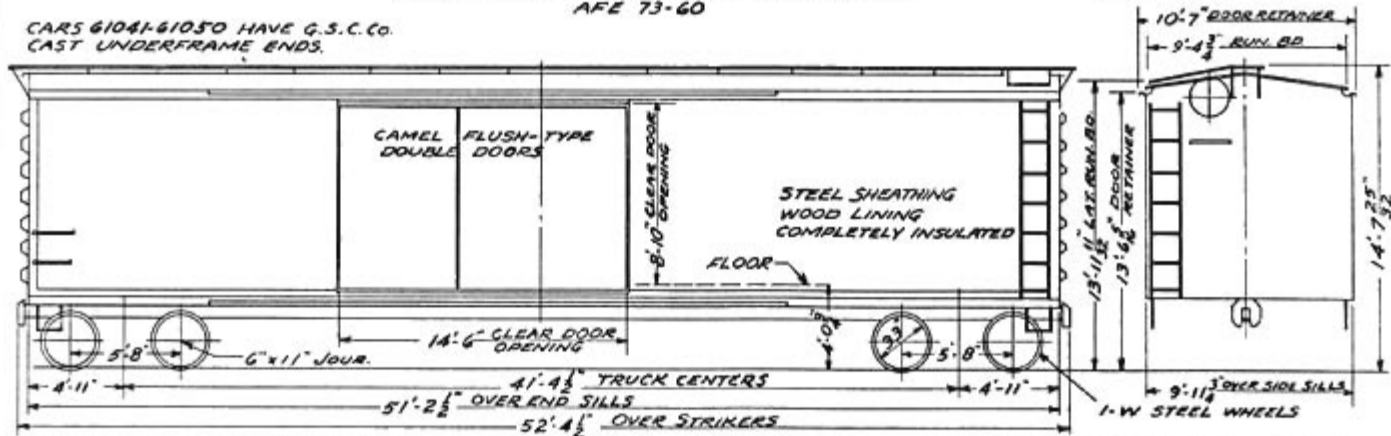
BUILDERS LOT NO. WP-60

INSULATED BOX CARS, CLASS RB
 BUILT BY PACIFIC CAR & FDRY. CO. DEC. 1960
 AFE 73-60

CAR NOS 61001-61050
 NO. OF CARS 50

CARS 61041-61050 HAVE G.S.C.CO.
 CAST UNDERFRAME ENDS.

REV. 11-24-61
 3-30-62



BARBER S-2-C STABILIZED TRUCKS
 WAUGH 700 RUBBER DRAFT GEARS
 TIMKEN AP ROLLER BEARINGS

LENGTH INSIDE	50'-6"	CAPACITY	140,000 LBS
WIDTH "	9'-4 3/4"	"	4445 CU. FT.
HEIGHT "	9'-5"	"	

WEIGHT-BODY	50760
TRUCKS	16440
TOTAL	67200

RWC 10-18-60

BUILDERS LOT NO. WP 64-A

INSULATED BOX CARS CLASS RBL
 BUILT BY PACIFIC CAR & FDRY. CO. AUG. 1965
 AFE 77-65

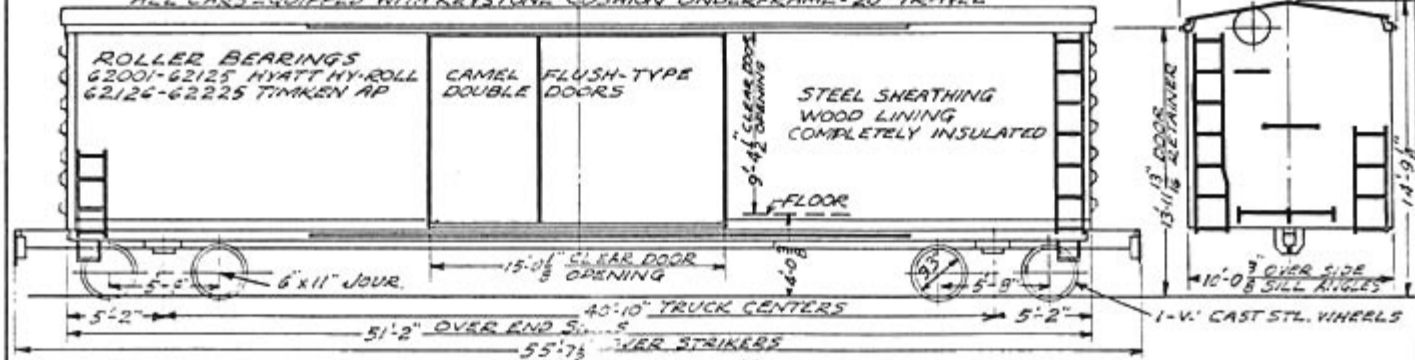
CAR NOS. 62001-62225
 NO. OF CARS 225

62001-62050
 PRECO 1 PC. LOAD DIVIDER
 WEIGHT BODY 59600

62051-62150
 EQUIPCO 1 PC. LOAD DIVIDER
 WEIGHT BODY 61760

62151-62225
 EVANS 1 PC. LOAD DIVIDER
 WEIGHT BODY 61760

ALL CARS EQUIPPED WITH KEYSTONE CUSHION UNDERFRAME-20" TRAVEL



BARBER S-2-C STABILIZED TRUCKS
 KEYSTONE CUSHION TYPE W/M-CGS DRAFT GEAR
 ROLLER BEARINGS-SEE ABOVE

LENGTH INSIDE 50'-6 1/8"
 WIDTH " 9'-4"
 HEIGHT " 9'-11 1/8"

CAPACITY 141,000 LBS.
 " 4691 CU FT.
 WEIGHT-BODY SEE ABOVE
 TRUCKS 16440
 TOTAL

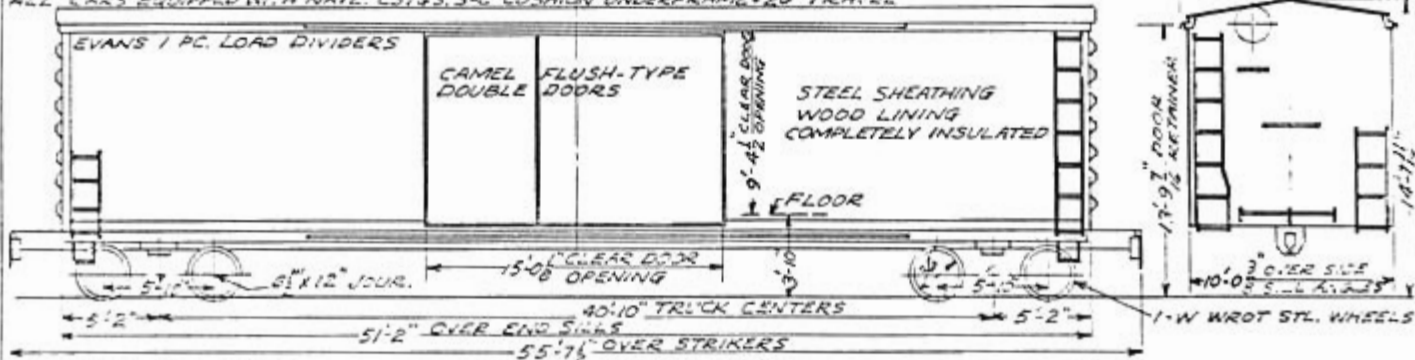
BUILDCS LOT NO. WP64-C

INSULATED BOX CARS, CLASS RBL
 BUILT BY PACIFIC CAR & FDRY. CO. SEPT. 1965
 AFE 7B-55

CAR NOS. 64001-64075
 NO. OF CARS 75

64001-64025
 NATL. CSTGS. C-1 TRUCKS
 ABSCO. BRAKES AAR-1A BRAKE SHOES
 ALL CARS EQUIPPED WITH NATL. CSTGS. 3-G CUSHION UNDERFRAME-20" TRAVEL

64026-64075
 ASF A-3 RIDE CONTROL TRUCKS
 UNIFRATE BRAKES, ANCHOR BRAKE SHOES



TRUCKS - SEE ABOVE	LENGTH INSIDE	50'-6 1/2"	CAPACITY	176,000 LBS.	WEIGHT-BODY	65170
VALVE MAT CUSHION TYPE WM-CBS DRAFT GEAR	WIDTH	" 9'-4 1/8"	"	4733 CU. FT.	TRUCKS	20260
TINKEN AP ROLLER BEARINGS	HEIGHT	" 10'-0 3/8"			TOTAL	85450

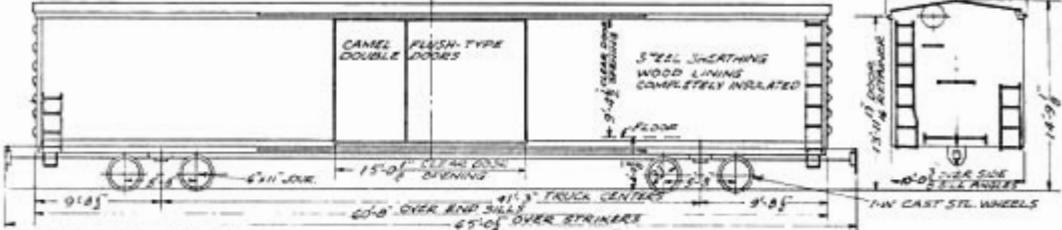
RWC 5-5-66

BUILDERS LOT NO. WP 64-B

INSULATED BOX CARS CLASS RBL
 BUILT BY PACIFIC CAR & FDRY. CO. OCT. 1965
 APR 76-65

CAR NOS 66001-66050
 NO. 25 CARS 50

ALL CARS EQUIPPED WITH FRECO 1 PC. LOAD DIVIDERS
 66001-66025 NAT'L CSTGS. 3C CUSHION UNDERFRAME-20 TRAVEL
 66026-66050 KEYSTONE CUSHION UNDERFRAME-20 TRAVEL



BARBER S-2-C STABILIZED TRUCKS
 WAUGHMAY CUSHION TYPE WM-CGS DRAFT GEAR
 TIMKEN AP ROLLER BEARINGS

LENGTH INSIDE	60'-0"
WIDTH	9'-8"
HEIGHT	9'-11 1/2"

CAPACITY	134,000 LBS.
	5574 CUFT.

WEIGHT-BODY	68860
TRUCKS	16440
TOTAL	85300

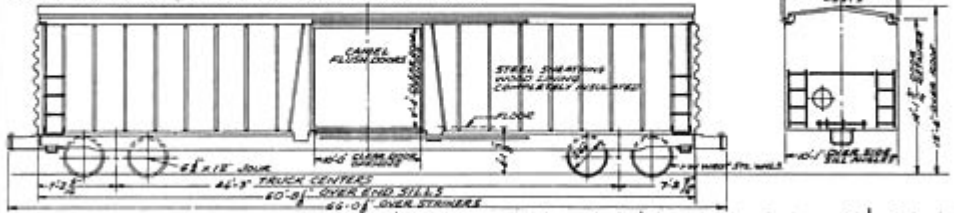
ENC 5-6-66

BUILDERS SPEC NO 416, 7-18-67

INSULATED BOX CARS CLASS RBL
 BUILT BY C.B. & Q. R.R. CO JULY 1967
 APR 80-67

CAR NOS 67001-67006
 NO OF CARS 6

EQUIPPED WITH NATIONAL CSTG'S 3-C
 CUSHION UNDERFRAME, 24" TRAVEL & EVANS 2 IN. LOAD DIVIDERS



WABCO PAC BRAKES, V-141 COBRA BRAKE SHOES
 ASF A-3 RIDE CONTROL TRUCKS
 BRENCO ROLLER BEARINGS

LENGTH INSIDE	60'-0"
WIDTH	8'-11 1/2"
HEIGHT	9'-6 1/2"

CAPACITY	160,000 LBS
	5150 CU.FT.

WEIGHT - BODY	80900
TRUCKS	20400
TOTAL	100800

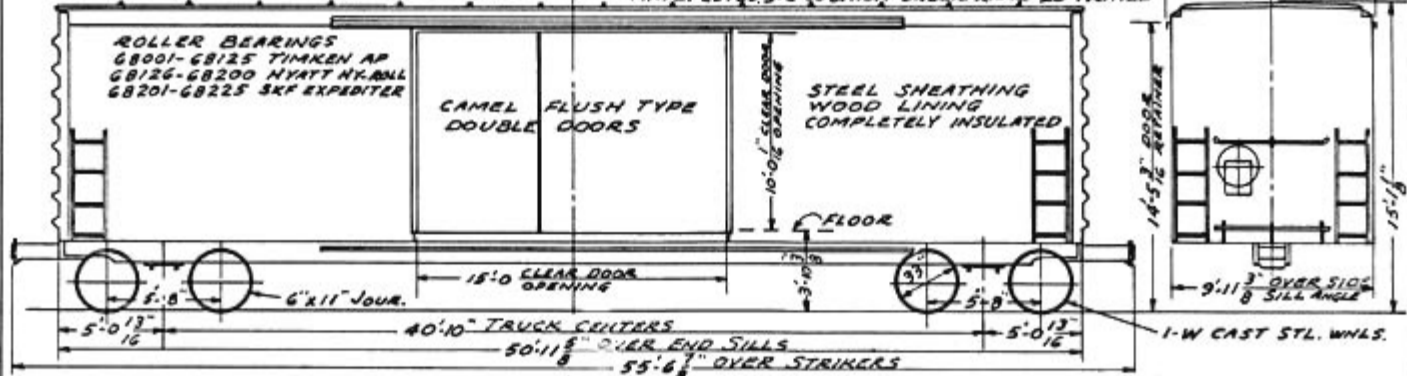
BUILDERS LOT WPHC-66

INSULATED BOX CARS, CLASS RBL
 BUILT BY PACIFIC CAR & FDRY. CO. SEPT. 1966
 AFE 42-66

CAR NOS. 68001-68225
 NO. OF CARS 225

68001-68100
 EQUIPCO 1 PC. LOAD DIVIDERS
 68001-68125
 KEYSTONE CUSHION UNDERFRAME-20" TRAVEL

68101-68225
 EVANS 1 PC. LOAD DIVIDERS
 68126-68225
 NATL. CSTES. 3-C CUSHION UNDERFRAME-20" TRAVEL



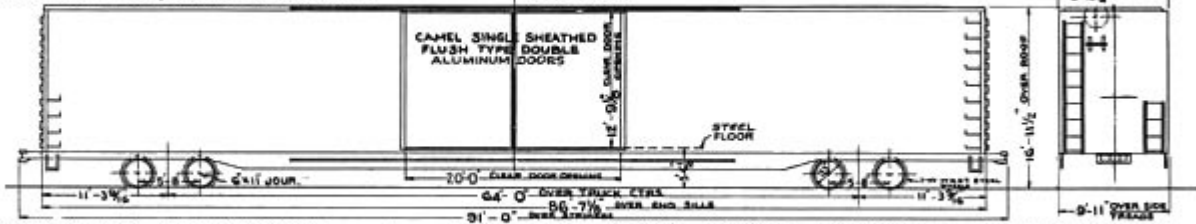
BARBER S-2-C STABILIZED TRUCKS	LENGTH INSIDE 50'-6"	CAPACITY 143,000 LBS.	WEIGHT-BODY 59460
WAUGHMAT CUSHION TYPE WM-C65 DRAFT GEAR	WIDTH " 9'-4 1/8"	" 4691 CU. FT.	" TRUCKS 16440
ROLLER BEARINGS-SEE ABOVE	HEIGHT " 10'-9 1/2"		TOTAL 75900

RWC 5-11-67

ORDER NO. 6800-MO ALL STEEL SINGLE SHEATHED BOX CAR CLASS XP
 EQUIPPED WITH KEYSTONE HYDRAULIC SHOCK CONTROL-20" TRAVEL (EQUIPCO) 1 PC. LOAD DIVIDERS
 BUILT BY GREENVILLE STEEL CAR CO. AUG. 1964
 AFE 115-84

CAR NOS. 86001-86035
 NO. OF CARS 35

REV. 2-11-67
 1-24-68



WABCO AC BRAKES COBRA BRAKE SHOES
 BARNI 3-2-A STABILIZED TRUCKS
 TIMKEN AP ROLLER BEARINGS

LENGTH	INSIDE	86'-6"
WIDTH	"	9'-2 1/2"
HEIGHT	"	13'-2 1/2"

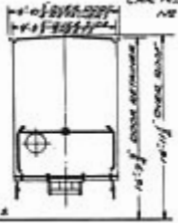
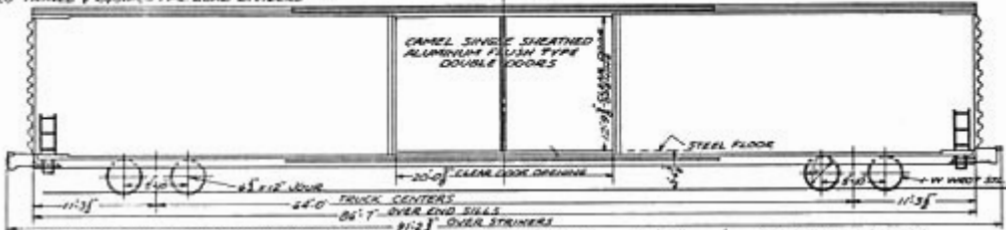
CAPACITY 104,000 LBS.
 14,000 CU. FT.

WEIGHT - BODY	97,960
TRUCKS	16,440
TOTAL	114,400

BUILDERS JOB NO 394-1
 EQUIPPED WITH KEYSTONE CUSHION UNDERFRAME
 20" TRAVEL & EQUIP'S 1 PC LOAD DIVIDERS

ALL STEEL SINGLE SHEATHED BOX CARS, CLASS XP
 BUILT BY THRALL MFG CO. AUG. 1967
 AFE-43-67

CAR NOS 86031-86041
 NO OF CARS 6



WABCO/AC BRAKES, V-141 COBRA BRAKE SHOES
 BARBER S-2-A STABILIZED TRUCKS
 TIMKEN AP ROLLER BEARINGS

LENGTH INSIDE	86'-6"
WIDTH	9'-8"
HEIGHT	13'-2 1/2"

CAPACITY 142,000
 10,000 CU. FT.

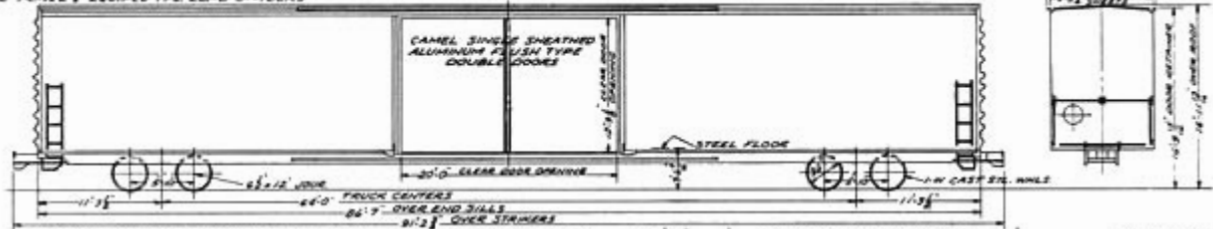
WEIGHT-BODY 99000
 TRUCKS 20400
 TOTAL 119400

BUILDERS LOT NO 927F-B

EQUIPPED WITH PULLMAN STANDARD HYDROFRAME-40,
20" TRAVEL & EQUIPCO IPC LOAD DIVIDERS

ALL STEEL SINGLE SHEATHED BOX CARS, CLASS KP
BUILT BY PULLMAN STANDARD DEC. 1967
AGE 1-68

CAR NOS 86042-86077
NO OF CARS 36



NYCORAC BRAKES, VIKI COBRA BRAKE SHOES
BARBER S-2-L STABILIZED TRUCKS
BREVCO ROLLER BEARINGS

LENGTH INSIDE	86'-6"
WIDTH	9'-1 1/2"
HEIGHT	13'-2 1/2"

CAPACITY 100,000 LBS.
10,000 CU FT

WEIGHT - BODY 96,900
TRUCKS 20,400
TOTAL 117,300

AGE 1-73-68

BUILDER'S LOT No. C-229

CABOOSE

CAR Nos. 426-460

THESE CARS EQUIPPED WITH:

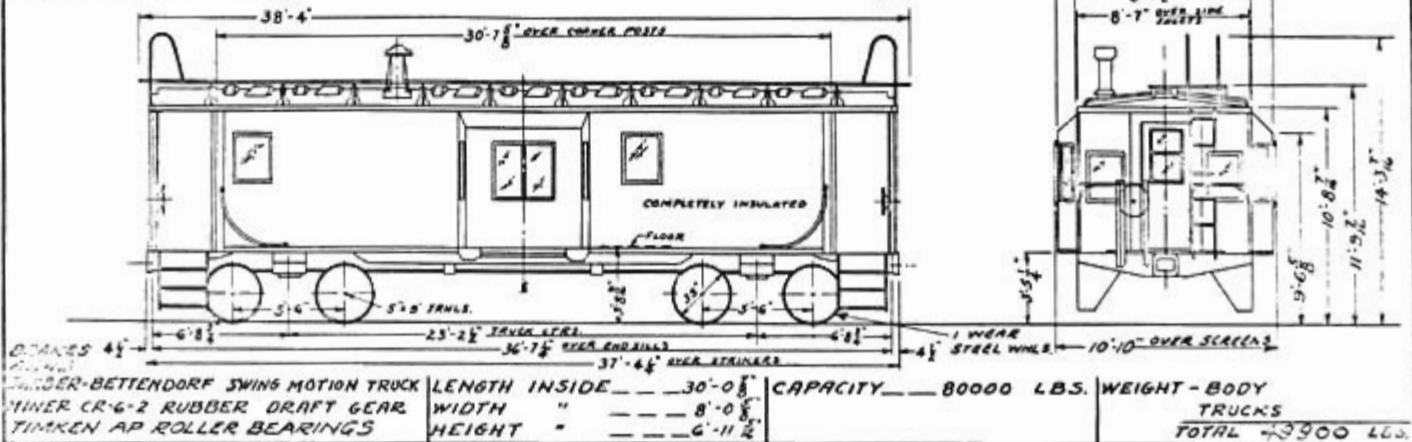
BUILT BY INTERNATIONAL RAILWAY CAR Co. NOV. 1955 TO FEB. 1956

ORIG No. OF CARS-35

BENDIX 2-WAY RADIO, SAFETY
 CAR HEATING & LIGHTING Co. 1-KW
 15VOLT DC. TYPE RA-1500 GENERATOR

A/E 181-55
 MINK WATER COOLER #28, CRPY. 25# ICE
 DUO-THERM OIL HEATER #724 RX = 53 000 BTU/HR

REVISED:
 3-25-60
 11-23-61
 3-30-62




RUC 10-20-55

NOTE - CABOOSE 643 IS EQUIPPED WITH POWER HAND BRAKE. TOTAL WT. OF CAR 50100 LBS. CONVERTED FROM 15001-16000 SERIES BOX CARS.

CABOOSE				1-CAR BUILT BY W.P.R.R. 1942		CAR No. 643
25-CARS	"	"	"	1943	-----	CAR Nos. 644-668
12-CARS	"	"	"	1944	-----	CAR Nos. 669-683
10-CARS	"	"	"	1945	-----	CAR Nos. 694-700

REV.
10-6-44.
8-26-52
3-30-60
3-30-62
1-18-68




ANDREWS TRUCKS	LENGTH INSIDE 34'-9 1/2"	CAPACITY 80000 LBS	WEIGHT BODY
FARLOW DRAFT GEAR	WIDTH " 8'-1 1/2"		TRUCKS
AAR FRICTION BEARINGS	HEIGHT " 7'-9 1/2"		TOTAL 48000 LBS

R.J.D. 9-43

MARK III FLEXI-VAN FLAT CAR, CLASS FC
 BUILT BY GREENVILLE STEEL CAR CO. OCT. 1963
 AFB 146-83

CAR NOS. 1611-1630
 NO. OF CARS 20

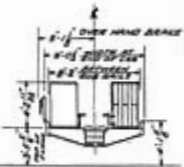



BUILDERS LOT 8485

TRAILER-ON-FLAT CARS CLASS FC
 BUILT BY PULLMAN STANDARD APRIL 1959
 AFE 95-59

CAR NOS. 1701-1725
 NO. OF CARS 25

REVISED
 1-17-62



ACF A-3 RIDE CONTROL TRUCKS
 W/ MINER FR-19 RUBBER DRAFT GEARS
 FINKEN AP ROLLER BEARINGS

CAPACITY 13500 LBS

WEIGHT - BODY 54260
 TRUCKS 16440
 TOTAL 70700 LBS

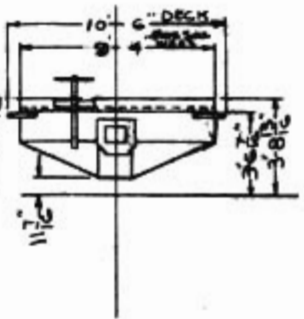

AFE 1749

TITAN MISSILE FLAT CARS CLASS FG
BUILT BY GUNDERSON BROS. ENGR CORP. 1964
AFE-97-64

CAR NOS 1811-1815
NO. OF CARS-5

HYDRA-CUSHION, 20" TRAVEL

REV. 6-28-66
1-16-68



BARBER 3-2-C STABILIZED TRUCKS
WAUGHNEY CUSHION TYPE CG-3 DRIFT GEAR
THICKEN AIR ROLLER BEARINGS
WADCO PAC BEARINGS, V-441 COBRA BRAKE SHOES

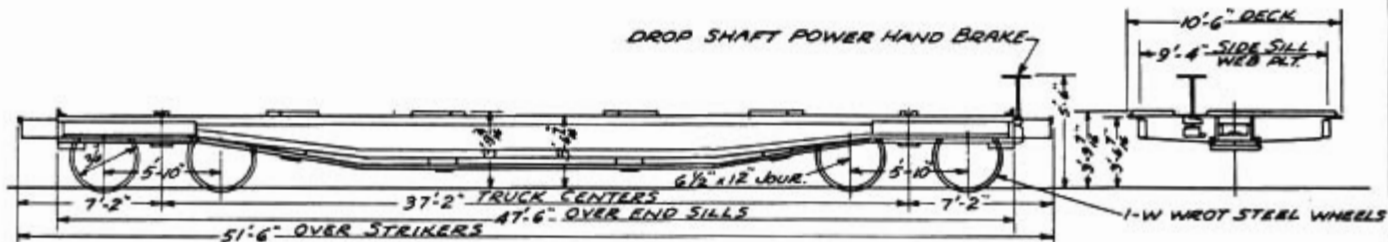
1/18 12-17-64

TITIAN MISSILE FLAT CARS, CLASS FG
 BUILT BY THRALL CAR MFG. CO. MAY 1965
 AFE 14-65

CAR NOS 1816-1818
 NO OF CARS 3

REV. 7-16-68

HYDRA-CUSHION, 20" TRAVEL



WABCO PAC BRAKES, V-141 COBRA BRAKE SHOES
 WAUGHMAT CUSHION TYPE CG-5 DRAFT GEAR
 ASF A-3 RIDE CONTROL TRUCKS
 TIMKEN AP ROLLER BEARINGS

CAPACITY

195,000 LBS.

WEIGHT-BODY 44920
 TRUCKS 20280
 TOTAL 65200

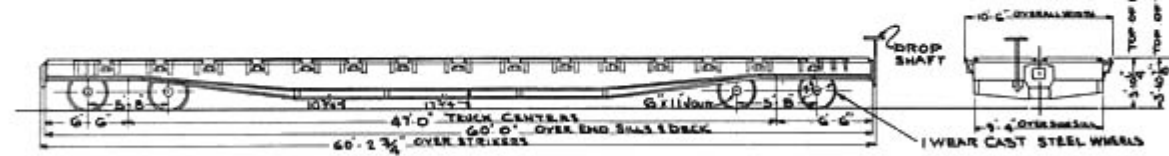
RWC 6-30-66

FLAT CARS CLASS FMS
 BUILT BY GUNDERSON ENGINEERING CORP. 1964
 AFE 135-64

CAR NOS. 1841-1850
 NO. OF CARS - 10
 CAR NO. 2160
 NO. OF CARS - 1

REV. 8-12-66
 1-23-68

CARS EQUIPPED WITH BRANDON LADING DEVICE



NATIONAL CASTING TYPE C-1 TRUCKS
 FREIGHTMASTER CUSHION DRAFT GEAR, 10" TORQUE
 HYATT ROLLER BEARINGS

CAPACITY 140,000 LBS.

WEIGHT-BODY	48 000
" TRUCKS	17 500
TOTAL	65 500

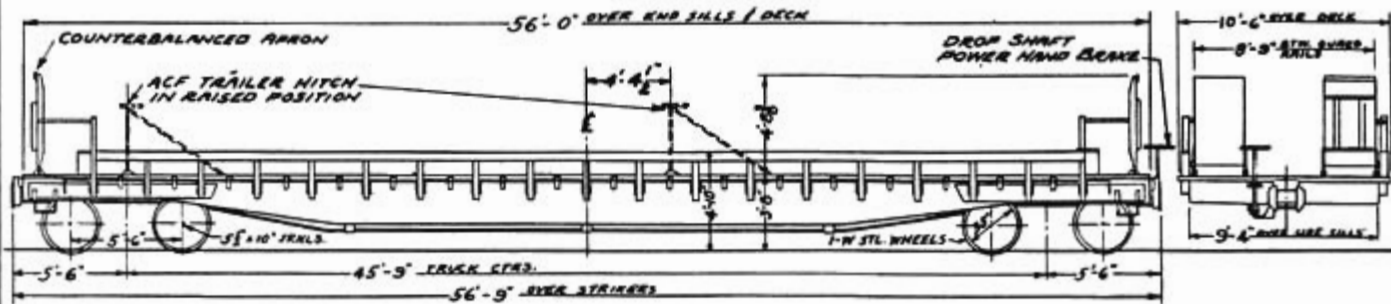
JCB 3/8/68

TRAILER-ON-FLAT CAR, CLASS FC
 CONVERTED FROM 2001-2050 SERIES
 CARS BY W.P.R.R. AFE 113-55

CAR Nos. 1902-1910
 No. OF CARS - 9

CARS 1902, 1906, 1908, 1910 EACH HAVE 2 TRAILER HITCHES-WT. 67600 LBS.
 REMAINDER HAVE 1 TRAILER HITCH EACH-WT. 65100 LBS. APPLIED AFE 45-59

REVISED:
 3-24-60
 3-30-62



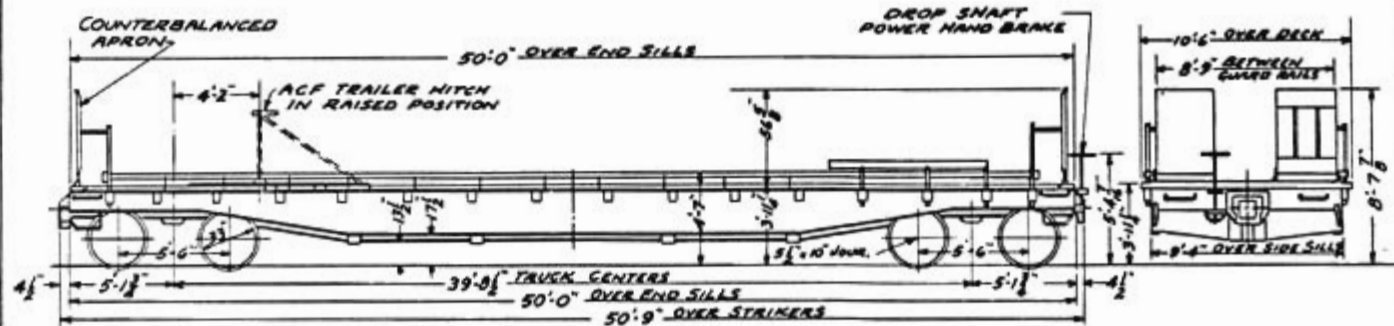
A.S.F. SPRING PLANKLESS TYPE A-3 RIDE CONTROL TRUCK
 WAUGH DRAFT GEAR TYPE #420
 TIMKEN AP ROLLER BEARINGS

CAPACITY	—	10000 LBS.
"	—	2-24' TRLRS.
"	—	1-35' TRLRS.

WEIGHT - BODY
TRUCKS 14590
TOTAL: SEE ABOVE.

TRAILER-ON-FLAT CAR, CLASS FC
 CONVERTED FROM 2701-2802 SERIES CARS
 BY WPRR AFE 45-59

CAR Nos. 1926-1941
 No. OF CARS 16



ANDREWS TRUCK SIDE FRAMES
 CARDWELL WESTINGHOUSE DRAFT GEAR NY-11-F
 AAR FRICTION BEARINGS

CAPACITY --- 100000 LBS

WEIGHT-BODY
 TRUCKS
 TOTAL 51600 LBS.

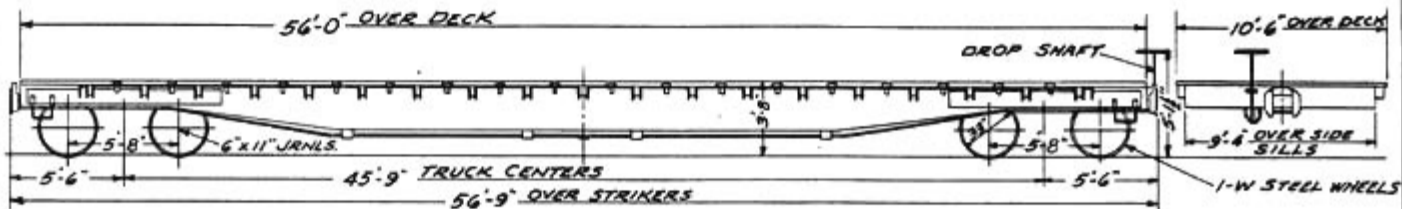
BUILDER'S LOT NR NONE

FLAT CARS, CLASS FM
 BUILT BY THRALL CAR MFG. CO. NOV. 1960
 AFE 77-60

CAR NOS 2101-2150
 NR OF CARS 5

NOTE:

CARS 2101-2140 EQUIPPED WITH TIMKEN AP ROLLER BEARINGS.
 CARS 2141-2150 EQUIPPED WITH SKF ROLLER BEARINGS.



BARBER 5-2-C STABILIZED TRUCKS
 CARDWELL-WEST. TYPE NY-11-F DRAFT GEARS
 ROLLER BEARINGS - SEE NOTE

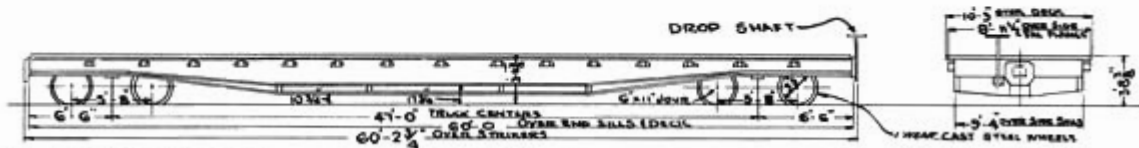
CAPACITY	140 000 LBS.	WEIGHT - BODY	43660
		TRUCKS	16440
		TOTAL	60100

RWC 10-6-60

CAR NOS. 2151-2159
 ORIG. NO. OF CARS 9

FLAT CARS
 BUILT BY GUNDERSON ENGINEERING CORP 1964
 AFE 135-64

2151-2155 CLASS FMS, 2156-2159 CLASS FM



NATIONAL CASTING TYPE C-1 TRUCKS
 FREIGHTMASTER CUSHION DRAFT GEAR, 10" TRAVEL
 HYATT ROLLER BEARINGS

CAPACITY 140,000 LBS.

WEIGHT-BODY	42 200
" TRUCKS	17 500
" TOTAL	59 700

JCS 3-30-65

BUILDER: ORDER NO. 45024


FLAT CARS
 CARS 2161-2166 CLASS FMS
 CARS 2167-2175 CLASS FM
 BUILT BY ST. PAUL FOUNDRY & MFG. CO. 1967
 AFE 72-67

CAR NOS. 2161-2175
 NO. OF CARS 15

EQUIPPED WITH APEX RLWK. PRODUCTS CO.
 MODEL E12-2J HYDRA-BUFF CUSHIONING, 12" TRAVEL

ROLLER BEARINGS: 2161-2170 TIMKEN, 2171-2175 BRENCO
 CARS 2161-2166 EQUIPPED WITH WESTERN RLWK. SUPPLY CO.
 TIE DOWN CHAIN ASSEMBLIES.

DROP SHAFT POWER HAND BRAKE



ASF A-3 RIDE CONTROL TRUCKS
 ROLLER BEARINGS-SEE ABOVE

CAPACITY 160,000 LBS.

CARS 2161-2166
 WEIGHT-BODY 42260
 TRUCKS 16440
 TOTAL 58700

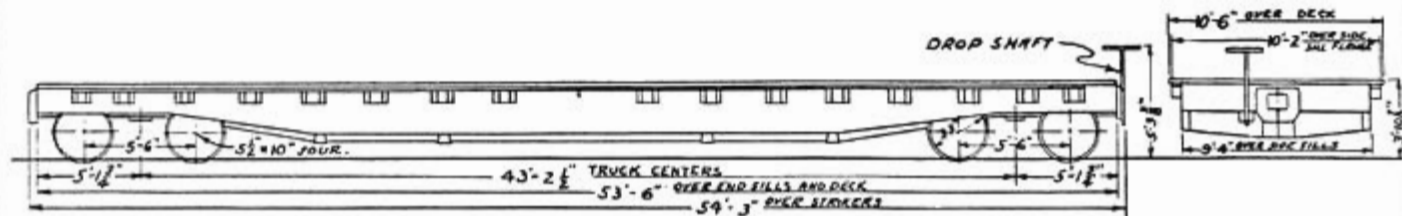
CARS 2167-2175
 WEIGHT-BODY 41260
 TRUCKS 16440
 TOTAL 57700

RWC 7-18-67

FLAT CARS, CLASS FM

CAR Nos. 2201-2224
ORIG. No. OF CARS - 24CARS 2211, 2216, 2221, 2224 EQUIPPED FOR HANDLING
CHEVROLET K.D. FRAMES AFE 65-63CARS 2212, 2219, 2220 EQUIPPED FOR HANDLING CHEVROLET
HEAVY DUTY FRAME BARS & HAD HYDRA-BUFF APPLIED AFE 66-63
DISTANCE OVER STRIKERS 58'-5½", 12" TRAVEL.

NOTE:

THESE CARS CONVERTED FROM
FLAT CARS IN 2401-2700 SERIES.REVISED:
3-30-60
11-9-61
4-30-63
1-24-68

SCULLIN STEEL Co. SPRING PLANKLESS SIDE FRAME TRUCKS	CAPACITY - 100000 LBS.	WEIGHT - BODY 37410
MINER DRAFT GEAR CLASS A-22-XB		TRUCKS 14590
AAR FRICTION BEARINGS		TOTAL 52000 LBS.

W.P. SPECIF. F-1-1937
BUILDERS ORDER No. 52400

STEEL FLAT CAR, CLASS FMS

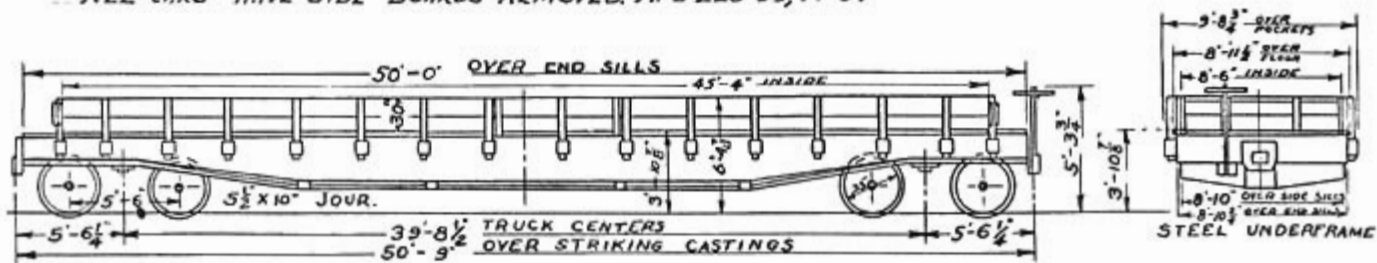
CAR Nos. 2351-2400
ORIG. No. OF CARS-50

BUILT BY PACIFIC CAR & FDY. CO. MAR. 1937
AFE 71-37

REVISED:
3-29-60
1-24-68

NOTE:

ALL CARS HAVE SIDE BOARDS REMOVED. AFE 228-55, 17-67



A.S.F. SPRING PLANKLESS SIDE FRAME TRUCKS
CARDWELL WESTINGHOUSE NY-11-E DRAFT GEAR
AAR FRICTION BEARINGS

CAPACITY 10,000 LBS.
CUBIC CAR 984 CU. FT.

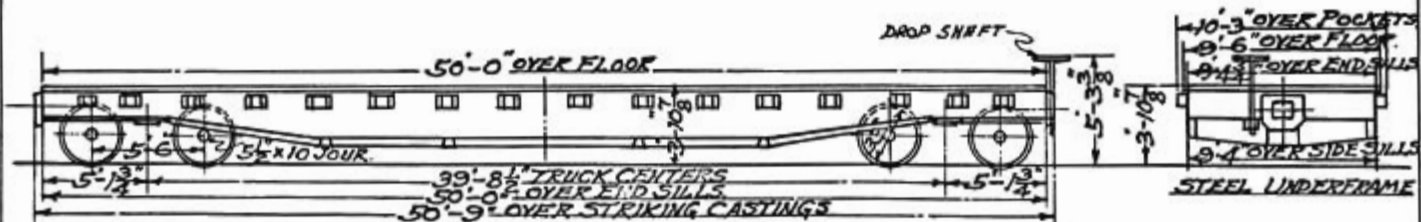
WEIGHT-BODY 30510
TRUCKS 14590
TOTAL 42500 LBS.

W.P. SPECIF. F-1-1941
BUILDERS ORDER NO 9723

STEEL FLAT CAR, CLASS FM
BUILT BY MT. VERNON CAR MFG. CO.
NOV. - DEC. 1942
AFE 232-42

CAR NOS 2401-2700
ORIG. NO. OF CARS 300

REVISED:
7-13-57
3-29-60
2-5-64
1-24-66



BARBER S-2 TRUCKS
MINER DRAFT GEAR CLASS A-22-XB
AAR FRICTION BEARINGS

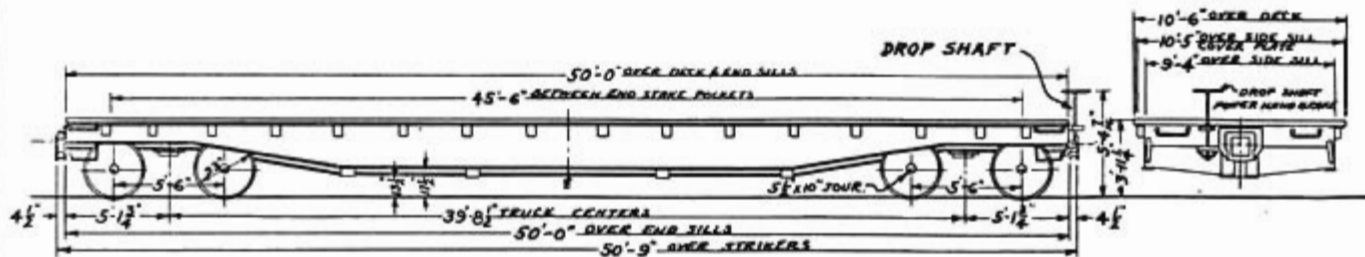
CAPACITY	100000 LBS	WEIGHT-BODY	29810
		TRUCKS	14590
		TOTAL	44400 LBS

R.J.D. 8-16-43.

FLAT CARS, CLASS FM
BUILT BY W.P.R.R. NOV. - DEC. 1953
RFE 157-53

CAR Nos. 2701 - 2802
ORIG No. CARS - 102

REVISED:
3-28-60



ANDREWS TRUCK SIDE FRAMES
CARDWELL - WESTINGHOUSE TYPE NY-II-F DRAFT GEAR
AAR FRICTION BEARINGS

CAPACITY	100,000 LBS.	WEIGHT - BODY	
		TRUCKS	
		TOTAL	45,900 LBS.

KOC 8-9-53


NOTE

2820-2823 EQUIPPED WITH NATIONAL
TYPE MF-400 DRAFT GEAR
2824-2825 EQUIPPED WITH WAUGH
TYPE WM-DC-5 DRAFT GEAR

BULKHEAD FLAT CAR, CLASS FMS

CAR Nos. 2820-2825
NO OF CARS - 6

CONVERTED FROM THE FOLLOWING:
2820-2823 FROM 2051-2075 AFE 127-63
2824-2825 FROM 2001-2050 " "




A.S.F. TYPE A-3 RIDE CONTROL TRUCK
DRAFT GEAR SEE NOTE ABOVE
TIMKEN AP ROLLER BRGS

CAPACITY - - - 100,000 LBS.	WEIGHT - BODY TRUCKS
	TOTAL - 60,500 LBS.

BULKHEAD FLAT CARS CLASS FMS CAR NOS 2826-2840
 CONVERTED FROM 2101-2150 SERIES FLAT CARS NO OF CARS 15
 BY W.P.R.R. AFE 125-63

REV. 1-19-28



BARBER 5-2-C STABILIZED TRUCKS
 CARDWELL-WEST TYPE NY-11-F DRAFT GEARS
 ROLLER BEARINGS-TIMKEN OR SKF
 JCS 1-31-63

CAPACITY... 140,000 LBS.

WEIGHT-BODY	50260
TRUCKS	16440
TOTAL	66700

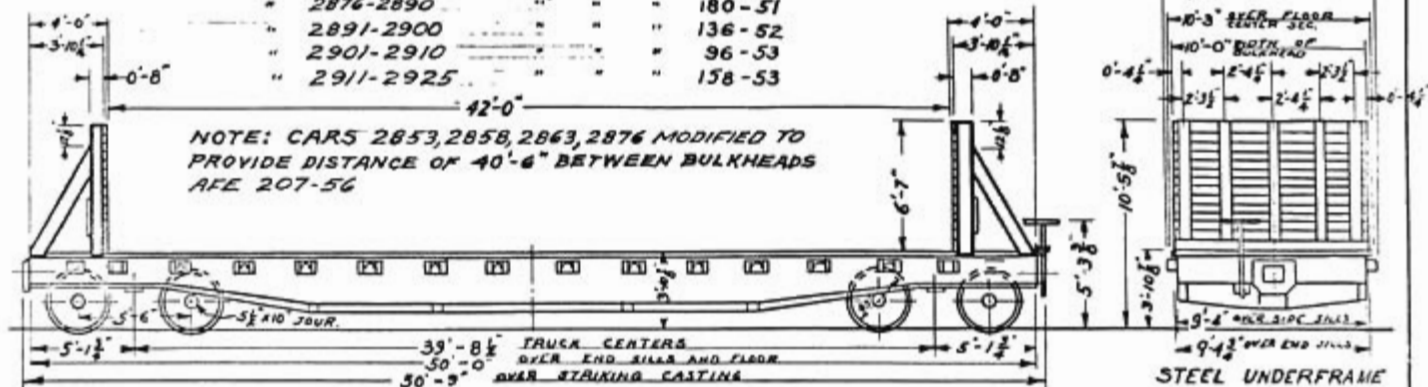
BULKHEAD FLAT CARS, CLASS FMS
 CONVERTED FROM FLAT SERIES 2401-2700
 BY W.P.R.R.

CAR Nos. 2851-2925
 ORIG. NO. CARS - 75

CARS 2851-2875 CONVERTED ON A.F.E. 72-50

" 2876-2890	" " "	180-51
" 2891-2900	" " "	136-52
" 2901-2910	" " "	96-53
" 2911-2925	" " "	158-53

NOTE: CARS 2853, 2858, 2863, 2876 MODIFIED TO
 PROVIDE DISTANCE OF 40'-6" BETWEEN BULKHEADS
 AFE 207-56



BARBER S-2 TRUCKS
 MINER DRAFT GEAR CLASS A-22-XB
 AAR FRICTION BEARINGS

CAPACITY - - - 100,000 LBS.

WEIGHT - BODY 33410
 TRUCKS 14590
 TOTAL - 48,000 LBS

REVISED:
 7-10-53
 10-22-53
 4-7-55
 3-29-60
 1-24-68

BULKHEAD FLAT CARS, CLASS FMS

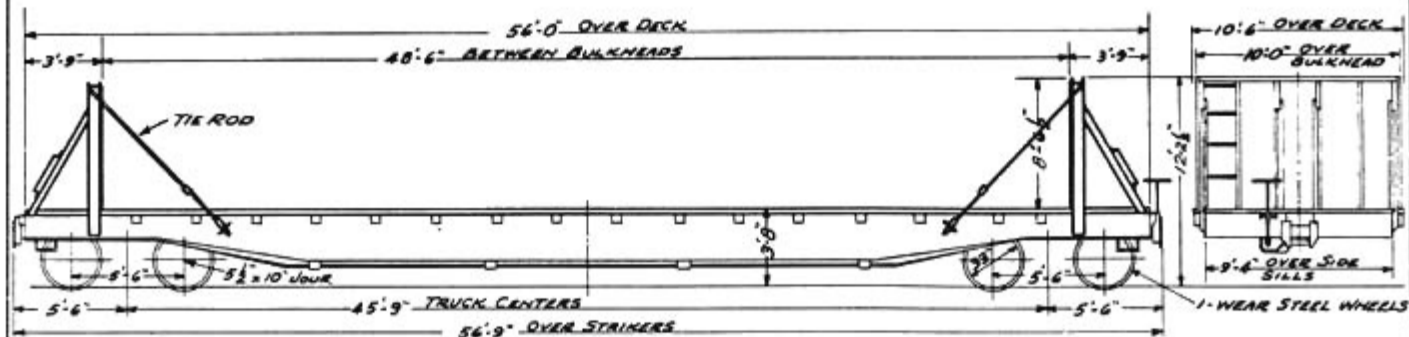
CAR NOS. 2931-2950

CAR NO. 2990

NO. OF CARS 21

CONVERTED FROM THE FOLLOWING:
 2931-2950 FROM 2051-2075 AFE 127-58
 2990 " " " AFE 102-59

NOTE: - ORIG. SERIES 2051-2075 BUILT APRIL 1957.



ASF A-3 RIDE CONTROL TRUCKS
 N.M. & S.C. CO. MF-400 RUBBER DRAFT GEARS
 TIMKEN AP ROLLER BEARINGS

CAPACITY. --- 100000 LBS.	WEIGHT - BODY 43210
	TRUCKS 14590
	TOTAL: 57800 LBS.

BULKHEAD FLAT CAR, CLASS FMS

CAR Nos. 2951-2989

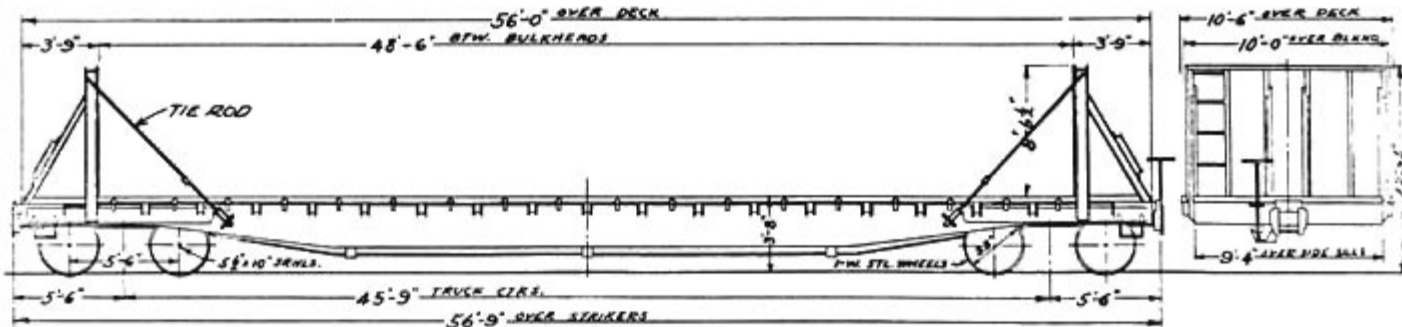
No. of CARS - 39

CONVERTED FROM THE FOLLOWING:

2951-2980 FROM 2001-2050 AFE 210-55

2981-2989 " " " AFE 102-59

NOTE: - ORIG. SERIES 2001-2050 BUILT AUG 1955

REVISED:
3-25-60
4-2-62
1-19-68


A.S.F. SPRING PLANKLESS TYPE A-3 RIDE CONTROL TRUCK	CAPACITY	100000 LBS.	WEIGHT - BODY	49310
WAUGH DRAFT GEAR TYPE #420			TRUCKS	14590
TIMKEN AP ROLLER BEARINGS			TOTAL	63900 LBS.

REV. 1-31-64
1-18-68

BULKHEAD FLAT CAR, CLASS FMS
CONVERTED FROM 2101-2150 SERIES FLAT CARS
BY W.P.R.R. AFE 60-61, 67-62, 128-66

CAR NOS 2926-2930
CAR NOS 2991-3000
CAR NOS 2841-2850
CAR NOS 2817-2819

NO OF CARS 28



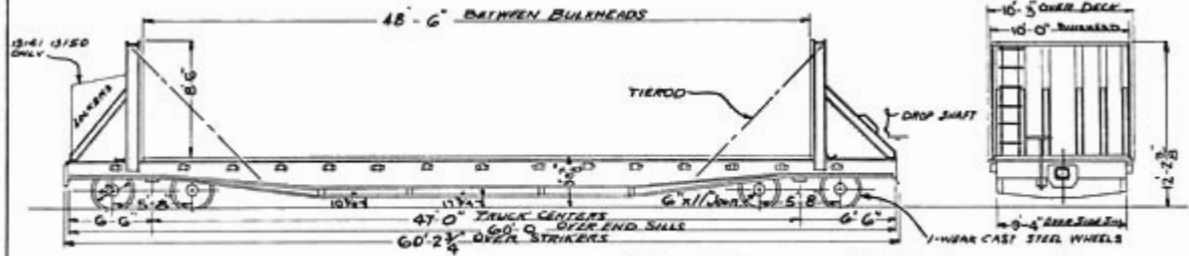
BARBER S-2-C STABILIZED TRUCKS
CARDWELL-WEST. TYPE NY-11-F DRAFT GEARS
TIMKEN OR SKF ROLLER BEARINGS

CAPACITY	140,000 LBS	WEIGHT-BODY	48,460
		TRUCKS	16,440
		TOTAL	64,900

RWC 11-20-61

FLAT CARS CLASS FMS
 BUILT BY GUNDERSON ENGINEERING CORP 1964
 AFE 135-G4

CAR NOS: 13101-13150
 NO OF CARS- 50



NATIONAL CASTING TYPE C-1 TRUCKS
 FREIGHTMASTER CUSHION DRAFT GEAR
 HYATT ROLLER BEARINGS

CAPACITY 140,000 LBS

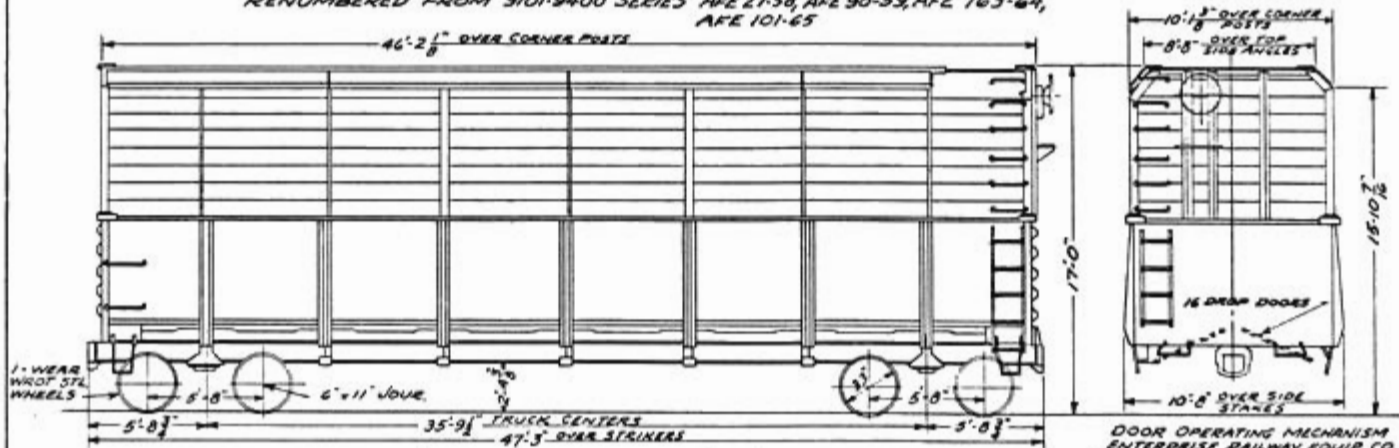
WEIGHT-BODY	50 1 00
TRUCKS	17 5 00
TOTAL	67 6 00

UIC 8-50-64

REV 3-22-66

GONDOLA CARS, CLASS G5
EQUIPPED WITH HIGH SIDES FOR WOOD CHIP LOADING AND
RENUMBERED FROM 3101-3400 SERIES AFE 27-58, AFE 90-59, AFE 163-64,
AFE 101-65

CAR NOS. 5001-5070
NO. OF CARS 70



ASF A-3 RIDE CONTROL TRUCKS
EDGEWATER B-32-KA DRAFT GEARS
AAR FRICTION BEARINGS

LENGTH INSIDE	45'-10"
WIDTH	9'-9 1/2"
HEIGHT	12'-8 1/2"

CAPACITY	140000 LBS
	5600 CU.FT.

DOOR OPERATING MECHANISM
ENTERPRISE RAILWAY EQUIP. CO.

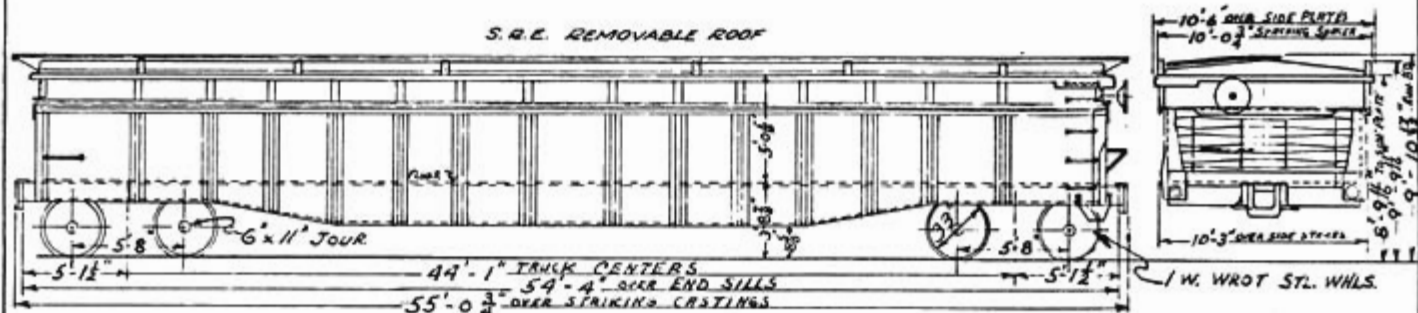
WEIGHT-BODY	46360
TRUCKS	16440
TOTAL	62800 LBS.

RWC 3-4-60

COVERED GONDOLA CAR, CLASS GBR
 CONVERTED FROM 6501-6600 SERIES
 GONDOLA CARS BY W.P.R.R. AFE 198-57.

CAR Nos. 6001 - 6002
 ORIG. No. of CARS 2

REVISED:
 3-25-60



TRUCKS, NATIONAL TYPE B-1
 CARDWELL WESTHSE DRAFT GEAR NY-II-E
 CAR FRICTION BEARINGS.

LENGTH INSIDE 51'-5 1/2"
 WIDTH " 9'-6"
 HEIGHT " 5'-0 1/2"

CAPACITY.....140000 LBS.
 ".....2468 CU. FT.

WEIGHT- BODY 53960
 TRUCKS 16440
 TOTAL - 70400 LBS.

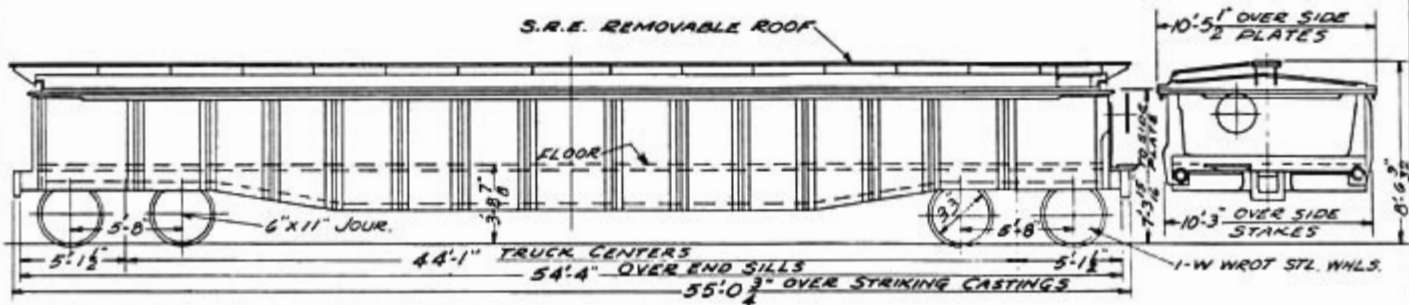
COVERED GONDOLA CARS, CLASS GBR
 CONVERTED FROM 6501-6600 SERIES GONDOLA CARS
 BY W.P.R.R. AFE 61-61

CAR NOS 6051-6060
 NO. OF CARS 10

S.R.E. MOVABLE BULKHEADS

CARS 6051-6058, 3 WT. 70500

CARS 6059-6060, 4 WT. 72000



TRUCKS, NATIONAL TYPE B-1
 CARDWELL WESTHSE DRAFT GEAR NY-11E
 AAR FRICTION BEARINGS

LENGTH INSIDE 52'-6"
 WIDTH " 8'-10"
 HEIGHT " 3'-9 5/32"

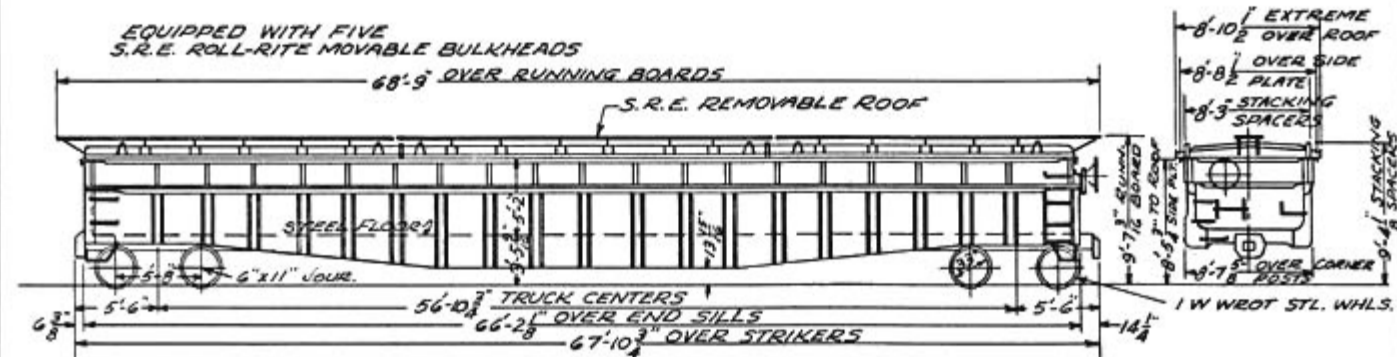
CAPACITY "

140,000 LBS
 1745 CU. FT.

WEIGHT-BODY
 TRUCKS 16440
 TOTAL SEE ABOVE

COVERED GONDOLA CAR, CLASS GBR
 CONVERTED FROM 9001-9050 SERIES GONDOLA
 CARS BY WPRR AFE 55-64

CAR NOS. 6061-6062
 NO. OF CARS 2



TRUCKS ASF A-3 RIDE CONTROL
 HULSON TYPE 202 DRAFT GEAR
 AAR FRICTION BEARINGS

LENGTH INSIDE 65'-4³/₈"
 WIDTH " 7'-1"
 HEIGHT " 5'-2"

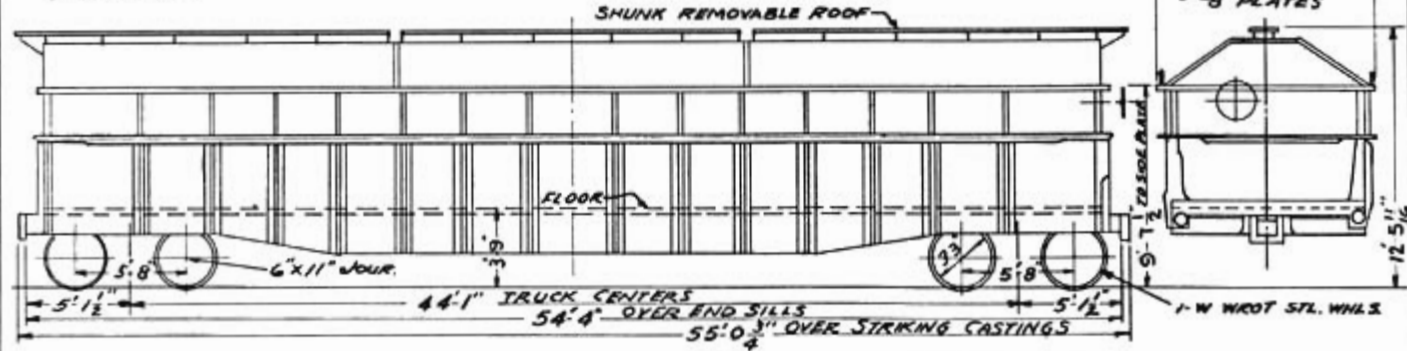
CAPACITY 135000 LBS
 " 2413 CU. FT.

WEIGHT BODY 66760
 TRUCKS 16440
 TOTAL 83200

COVERED GONDOLA CARS CLASS GBR
 CONVERTED FROM 6501-6600 SERIES GONDOLA CARS
 BY W.P.R.R. AFE 229-64

CAR NOS 6063-6064
 NO. OF CARS 2

SHUNK MOVABLE BULKHEADS
 2-PER. CAR




TRUCKS, NATIONAL TYPE B-1	LENGTH INSIDE	51'-9"	CAPACITY	197000 LBS	WEIGHT-BODY	65560
CARDWELL WESTHSE DRAFT GEAR NYLITE	WIDTH "	8'-8"	"	3672 CU.FT.	TRUCKS	16440
ARR FRICTION BEARINGS	HEIGHT "	8'-2"	"		TOTAL	82000

YCS-2-8-66

SOLID BOTTOM GONDOLA, CLASS GT
 ACQUIRED FROM ORO DAM CONSTRUCTORS, AFE 173-67
 BUILT BY MAGOR CAR CORP. SEPT 1963

CAR NOS. 6201-6210
 NO. OF CARS 10



UNIFRATE BRAKES, ANCHOR BRAKE SHOES

A.S.F. A-3 RIDE CONTROL TRUCKS

DRAFT GEAR AAR APPROVED

TIMKEN AP ROLLER BEARINGS

LENGTH INSIDE	$29'7\frac{1}{4}"$
WIDTH	$8'7\frac{5}{8}"$
HEIGHT	$7'6"$

CAPACITY	21,000 LBS.
"	2,025 CU. FT.
"	LEVEL FULL

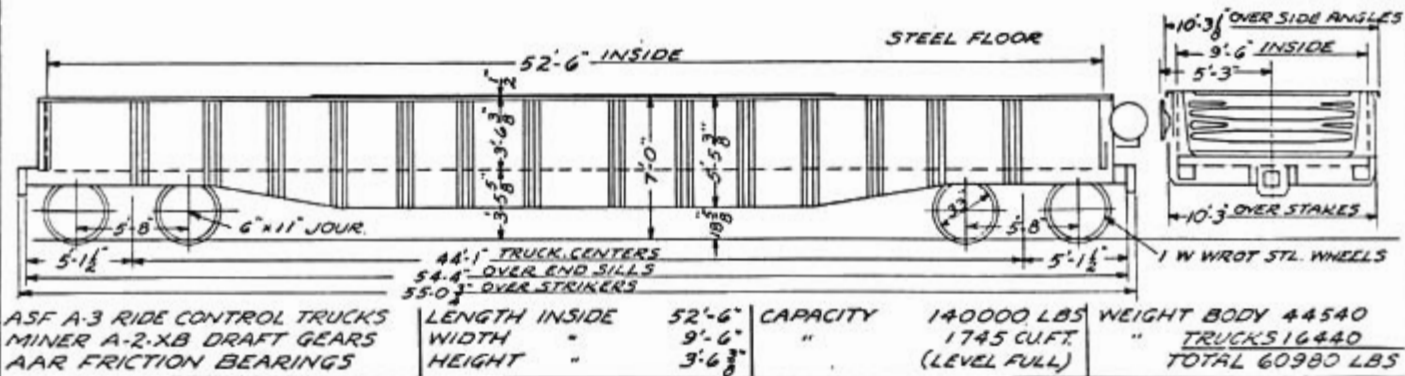
WEIGHT-BODY	30,200
TRUCKS	2,040
TOTAL	50,600

GONDOLA CARS, CLASS GBS

CAR NOS. 6300-6400

NO. OF CARS 101

EQUIPPED WITH STEEL COIL RACKS, RENUMBERED FROM THE FOLLOWING:
 6300-6324 FROM 6601-6800 AFE 139-58 6325-6349 FROM 6601-6800 AFE 129-58
 6350 " " " AFE 183-56 6351-6400 " " " AFE 234-56



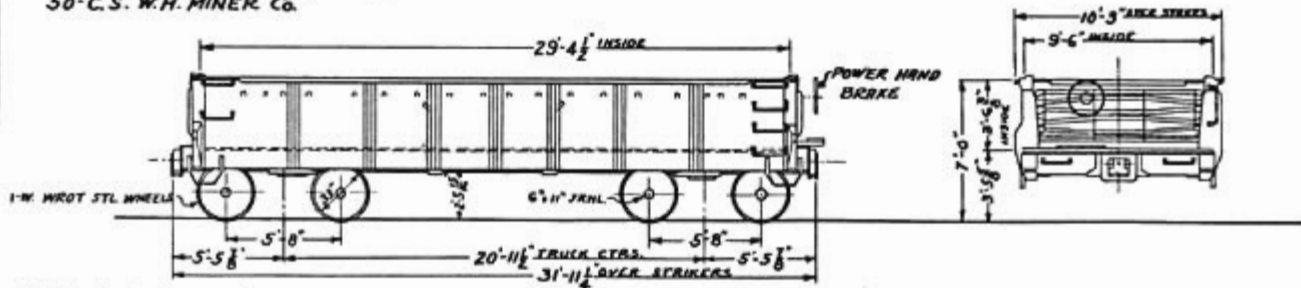
BUILDERS SPEC. O.O. 612
W.P. SPEC. G-2-1951

GONDOLA, CLASS GBS
BUILT BY GREENVILLE STEEL CAR Co. SEPT. 1953
AFE 180-53
EQUIPPED WITH STEEL COIL RACKS AFE 183-56.

CAR Nos. 6401-6500
ORIG. No. CARS-100

REVISED:
3-28-60
1-24-68

DRAFT RIGGING:
50-C.S. CARDWELL-WESTINGHOUSE
50-C.S. W.H. MINER Co.



ABLC AIR BRAKES

ASF A-3 RIDE CONTROL TRUCKS
R.R. APPROVED DRAFT GEAR
TIMKEN ROLLER BEARINGS

LENGTH INSIDE	---	$29'-4\frac{1}{2}"$
WIDTH	---	$9'-6"$
HEIGHT	---	$3'-6\frac{3}{8}"$

CAPACITY	---	140,000 LBS.
	---	985 CU. FT.
	---	LEVEL FULL

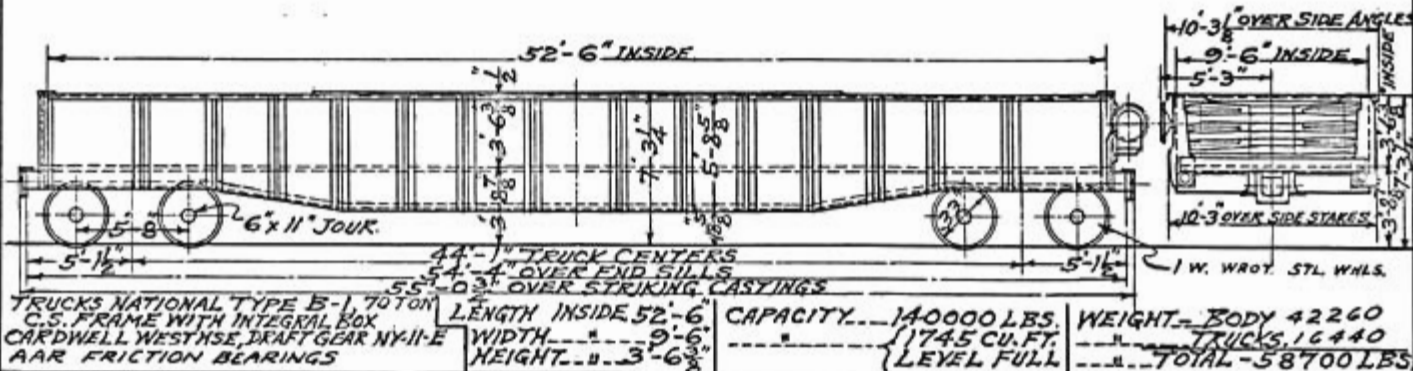
WEIGHT - BODY	30360
TRUCKS	16440
TOTAL	46800 LBS.

BUILDERS SPECIF. No 10081

DROP END GONDOLA CAR A.A.R. DESIGN, CLGB CAR Nos. 6501-6600
 BUILT BY MT. VERNON CAR MFG. CO. 1945. (oct.) ORIG. NO. OF CARS 100
 AFE 150-44

NOTE: STOCKTON CAR DUMPER
 CANNOT HANDLE THESE CARS.

REVISED:
 3-30-60



R.X.D. 3-8-46.

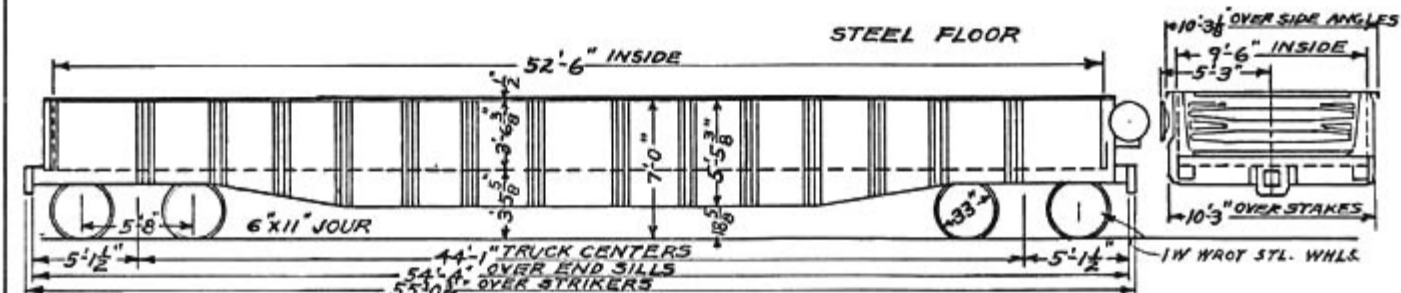
BUILDERS SPEC. NO 0.0.527.

DROP END GONDOLA CAR, CLASS GB
 BUILT BY GREENVILLE STEEL CAR CO. MAY-JUNE 1949
 AFE 149-49

CAR NO'S 6601 - 6800
 ORIG. NO OF CARS 200

NOTE: STOCKTON CAR DUMPER
 CANNOT HANDLE THESE CARS.

STEEL FLOOR



TRUCKS, A.S.F. A-3 RIDE CONTROL
 DRAFT GEAR, MINER A-2-XB
 WHEELS, ONE WEAR STEEL
 AAR FRICTION BEARINGS

LENGTH INSIDE 52'-6"
 WIDTH " 9'-6"
 HEIGHT " 3'-6 1/2"

CAPACITY 140000 LBS.
 " 1745 CU. FT.
 (LEVEL FULL)

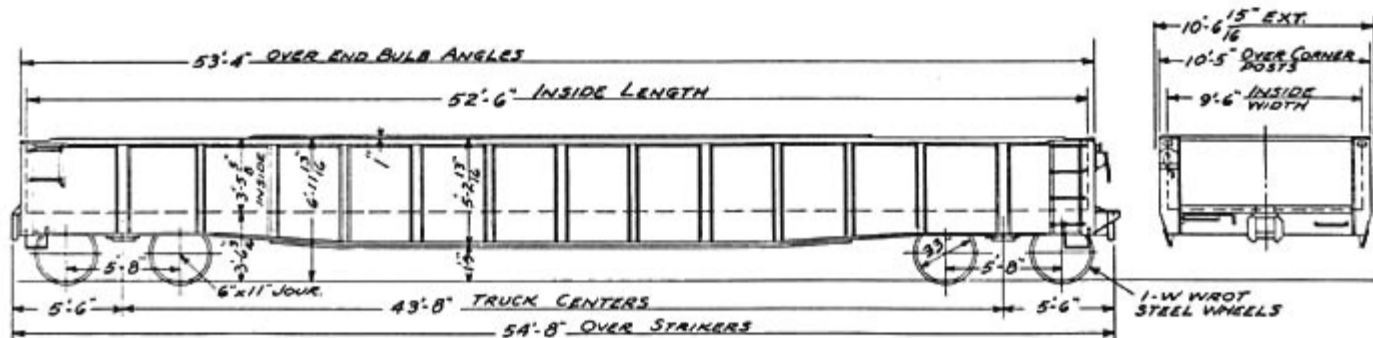
WEIGHT BODY 41860
 " TRUCKS 16440
 " TOTAL 58300 LBS.

REVISED:
 4-1-55
 3-28-60

BUILDERS LOT 5363

DROP END GONDOLA, CLASS GB
 BUILT BY AMERICAN CAR & FDRY JULY 1959
 AFE 44-59

CAR NOS. 6801-6825
 No. OF CARS 25



BARBER S-2-A STABILIZED TRUCKS
 MINER A-22-XL DRAFT GEARS
 KAR-GO BEARINGS

LENGTH INSIDE
 WIDTH "
 HEIGHT "

52'-6"
 9'-6"
 3'-5 ⁵/₈"

CAPACITY
 "
 "

140000 LBS
 1728 CU. FT.

WEIGHT - BODY 39590
 TRUCKS 16480

TOTAL 56030 LBS

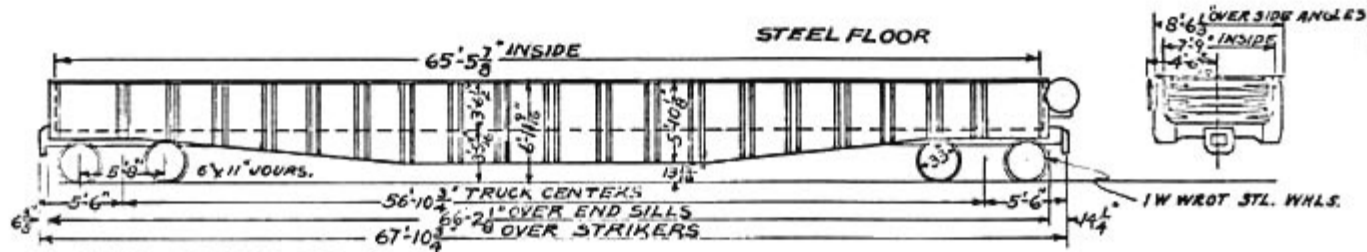
BUILDERS SPECS. NO 0.0.528

DROP END GONDOLA CAR, CLASS GB
 BUILT BY GREENVILLE STEEL CAR CO. JUNE 1949
 RFE 149 - 49

CAR NOS 9001 - 9050
 ORIG. NO OF CARS 50

NOTE: STOCKTON CAR DUMPER
 CANNOT HANDLE THESE CARS.

REVISED:
 3-28-60



TRUCKS, A.S.F. A-3 RIDE CONTROL
 HULSON TYPE 202 DRAFT GEAR
 WHEELS, ONE WEAR STEEL
 RAR FRICTION BEARINGS

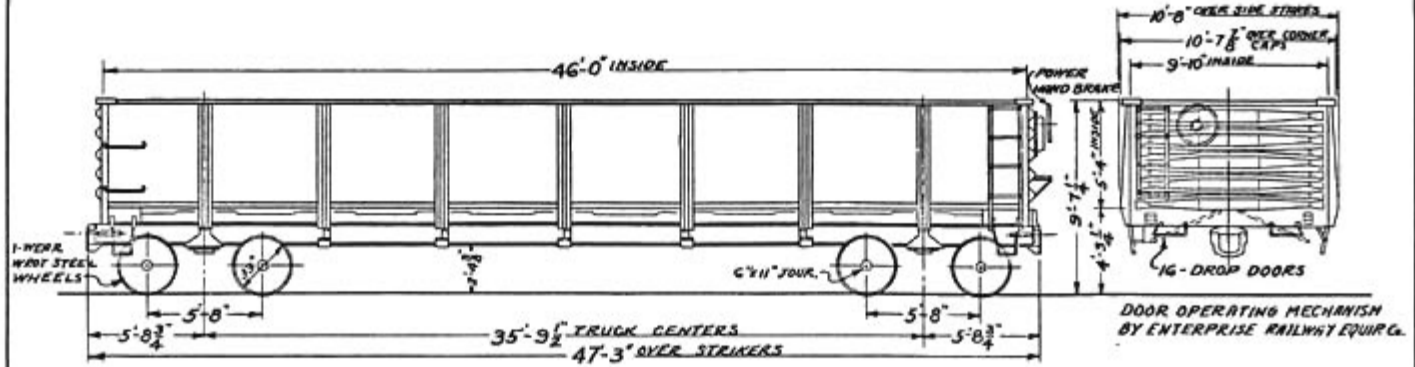
LENGTH INSIDE	65'-6"	CAPACITY	14000 LBS	WEIGHT BODY	43160
WIDTH	7'-9"	"	1777 CU. FT.	" TRUCKS	16440
HEIGHT	3'-6"	"	(LEVEL FULL)	" TOTAL	59600 LBS

BUILDER'S SPEC. No. 2435

DROP BOTTOM GONDOLA, CLASS GS
 BUILT BY GEN. AMERICAN TRANSPORTATION CORP. DEC. 1953
 AFE 180-53

CAR Nos. 9101 - 9400
 ORIG. No. CARS -300

REVISED:
 3-28-60



ASFA-3 RIDE CONTROL TRUCKS	LENGTH INSIDE	46'-0"	CAPACITY	140,000 LBS.	WEIGHT - BODY	36460
EDGEWATER B-32-KA DRAFT GEAR	WIDTH	9'-10"	"	2412 CU. FT.	TRUCKS	16440
AAFR FRICTION BEARINGS	HEIGHT	5'-4"		LEVEL FULL	TOTAL	52900 LBS.

ROC 8-3-53

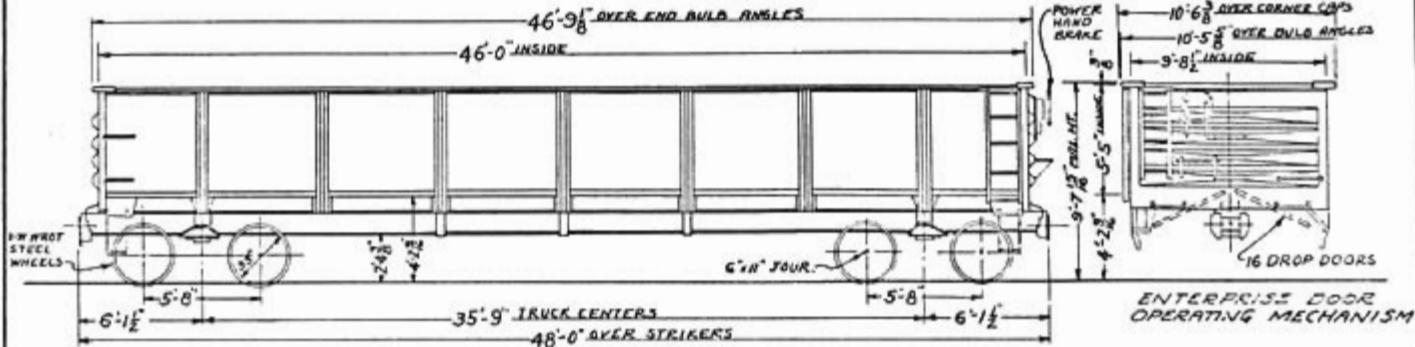
BUILDERS SPEC. No. 8172

DROP BOTTOM GONDOLA, CLASS GS
 BUILT BY PULLMAN STD. FEB. - MAR. 1954
 AFE 155-53

CAR NOS. 9401-9700
 ORIG. No. CARS 300

DRAFT GEAR:
 100 C.S. CARDWELL-WESTINGHOUSE NY-11-F
 " " EDgewater TYPE B-32-KA
 " " MINER TYPE A-22-XL

REVISED:
 3-25-60



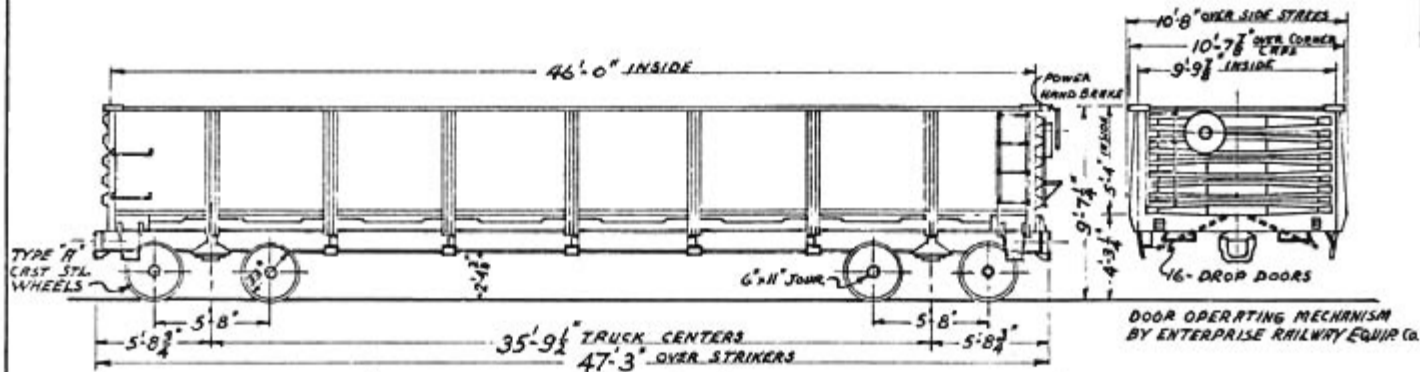
ASF A-3 RIDE CONTROL TRUCKS	LENGTH INSIDE	46'-0"	CAPACITY	140,000 LBS.	WEIGHT - BODY	36795
A.R.R. APPROVED DRAFT GEAR	WIDTH	9'-8 1/2"	"	2412 CU. FT.	TRUCKS	16440
A.R.R. FRICTION BEARINGS	HEIGHT	5'-5"	"	LEVEL FULL	TOTAL	53,235 LBS.

BUILDER'S SPEC. No. 01-5124

DROP BOTTOM GONDOLA, CLASS GS
 BUILT BY AMERICAN CAR & FDRY. CO. FEB 1958
 RFE 134-57

CAR Nos. 9701 - 9775
 ORIG. No. CARS - 75

REVISED:
 3-28-60



ASF A-3 RIDE CONTROL TRUCKS	LENGTH INSIDE	46'-0"	CAPACITY	140,000 LBS.	WEIGHT - BODY	39860
CARDWELL-WEST NY-II-F DRAFT GEAR	WIDTH	9'-9 1/8"	"	2410 CU. FT.	TRUCKS	16440
AAR FRICTION BEARINGS	HEIGHT	5'-4"	"	LEVEL FULL	TOTAL	56300

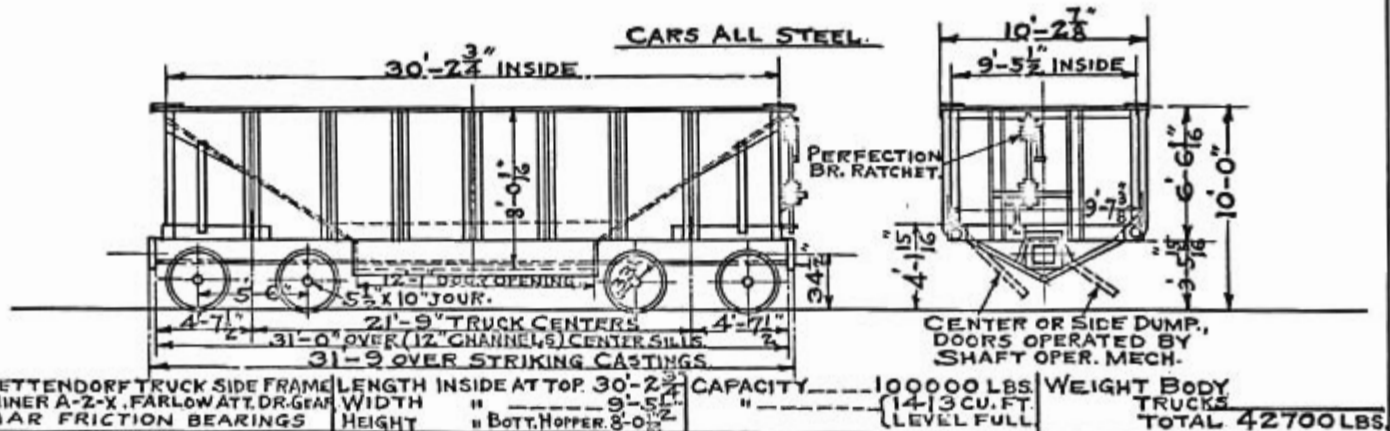
NNL 4-21-58

BUILDERS SPEC. No. 610.

BALLAST CAR, CLASS HK
HART SELECTIVE HOPPER TYPE.
BUILT BY A.C.&F. CO. MADISON, ILL. JUN. 1927
AFE 99-27

CAR Nos. 10301-10400
ORIG. No. OF CARS 100,

REVISED:
3-28-60



R.J.D.

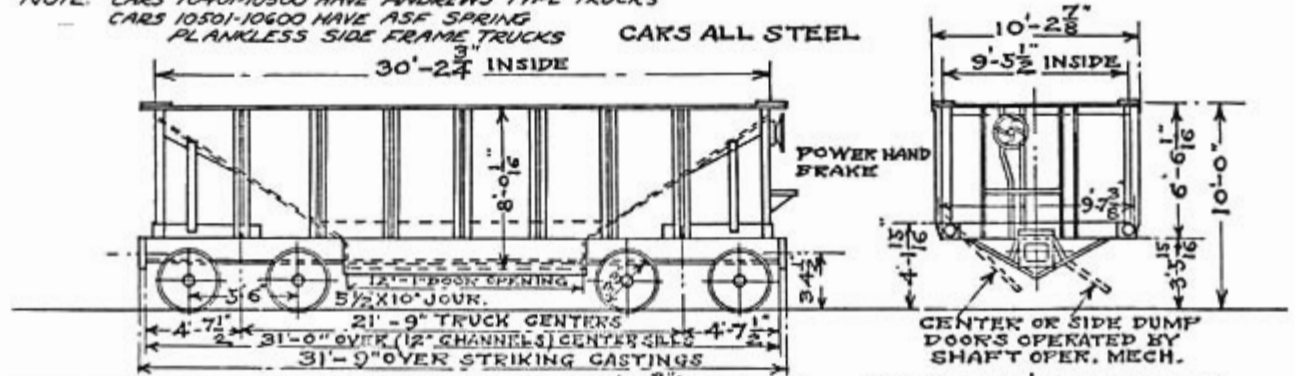
**BALLAST CAR, CLASS HK
HART SELECTIVE HOPPER TYPE**

BUILDERS SPECIF. NO 684 -- BUILT BY A.C.F.G. MADISON ILL. APRIL 1936 AFE 66-36RP
W.P.R.R. SPECIF. NO H-1-1937 -- " " " " " " MARCH 1937 AFE 69-37

CAR NOS. 10401-10500
ORIG. NO. OF CARS 100
CARE NOS. 10501-10600
ORIG. NO. OF CARS 100

NOTE: CARS 10401-10500 HAVE ANDREWS TYPE TRUCKS
CARS 10501-10600 HAVE ASF SPRING
PLANKLESS SIDE FRAME TRUCKS CARS ALL STEEL

REVISED:
4-4-55
3-28-60
11-24-61



TRUCKS - SEE NOTE ABOVE	LENGTH INSIDE AT TOP 30'-2 3/4"	CAPACITY	100000 LBS.	WEIGHT BODY
EDGEWATER RING SPRING DR. GEAR	WIDTH " 9'-5 1/2"	"	1413 CU.-FT.	TRUCKS
AAR FRICTION BEARINGS	HEIGHT " Bot. Hopper 8'-0 1/16"	"	LEVEL FULL	TOTAL 42700 LBS.

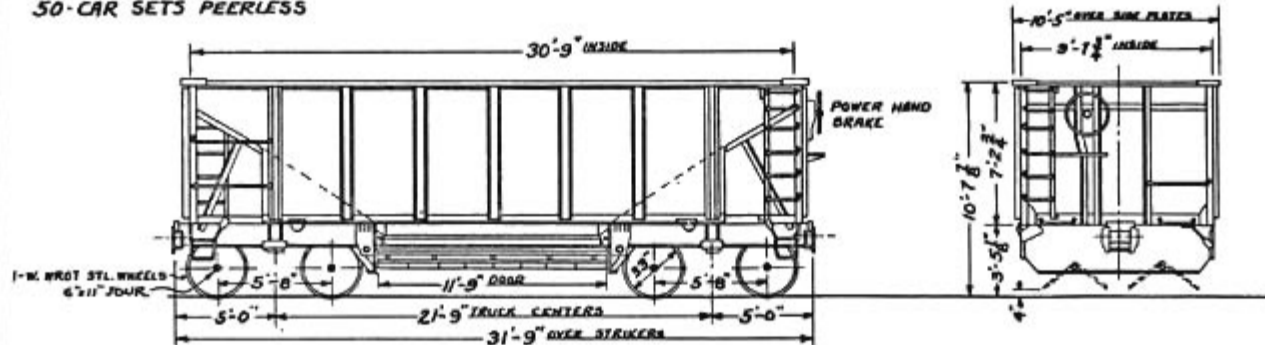
BUILDER'S SPEC. No. 8090

BALLAST CARS, CLASS HK
 SELECTIVE HOPPER TYPE
 BUILT BY PULLMAN STD. JUL.-AUG 1953
 BUTLER, PA.
 AFE 180-53

CAR Nos. 10601 - 10700
 ORIG. No. CARS - 100

REVISED:
 3-28-60
 4-2-62

DRAFT RIGGING:
 50-CAR SETS HULSON
 50-CAR SETS PEERLESS



ABL C AIR BRAKES
 ASF A-3 RIDE CONTROL TRUCKS
 AAR APPROVED DRAFT GEAR
 AAR FRICTION BEARINGS

LENGTH INSIDE AT TOP 30'-9"
 WIDTH " " " 9'-7 3/4"

CAPACITY
 " " "

140000 LBS.
 1663 CU. FT. LEVEL
 1907 " " 10" HERP

WEIGHT - BODY 30360
 TRUCKS 16440
 TOTAL 46,800 LBS.

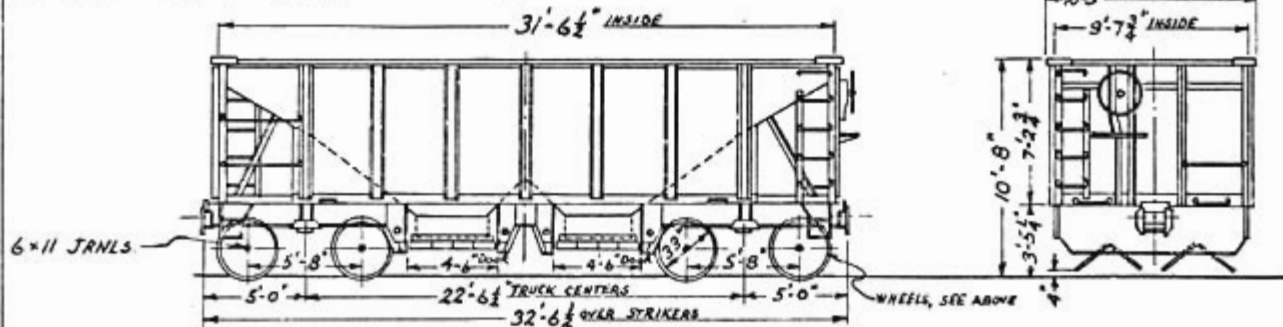
BUILDER'S SPEC No. 01 - 4758

BALLAST CARS, CLASS HK
 SELECTIVE HOPPER TYPE
 BUILT BY AMERICAN CAR & FDRY. CO. APRIL-MAY 1957
 RFE 252 - 56

CAR Nos. 10701 - 10800
 ORIG. No. CARS - 100

ONE WEAR STL. WHEELS, CAR NOS. 10701 - 10775
 TYPE B CAST STL. WHEELS, CAR NOS. 10776 - 10800

REVISED:
 3-28-60
 4-2-62



HSF A-3 RIDE CONTROL TRUCKS
 H-22-XL DRAFT GEAR
 TIMKEN AP ROLLER BEARINGS

LENGTH INSIDE AT TOP 31'-6 1/2"
 WIDTH " " " 9'-7 3/4"

CAPACITY
 " " " " " " " " " " " "

14000 LBS.
 1694 CU. FT. LEVEL
 1944 " " 10" HERP

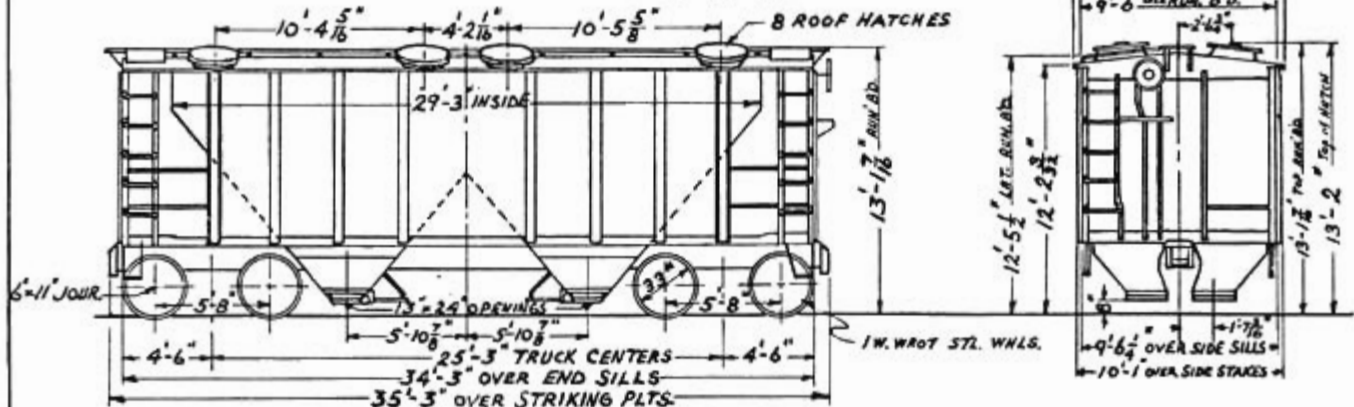
WEIGHT - BODY 30960
 TRUCKS 16440
 TOTAL 47,400 LBS.

BUILDER'S LOT NO. 8303-E.

COVERED HOPPER CAR, CLASS LO
 BUILT BY PULLMAN STANDARD APRIL 1956
 AFE 94-56.

CAR Nos 11201-11210
 No. of CARS - 10.

REVISED:
 3-24-60



A.S.F. TYPE A-3 RIDE CONTROL TRUCKS.
 DRAFT GEAR, CARDWELL-WSTHSE. NY-11-F.
 HYATT ROLLER BEARINGS.

LENGTH INSIDE 29'-3"
 WIDTH " 9'-5 $\frac{1}{2}"$

CAPACITY 140000 LBS.
 " 2003 CU. FT.

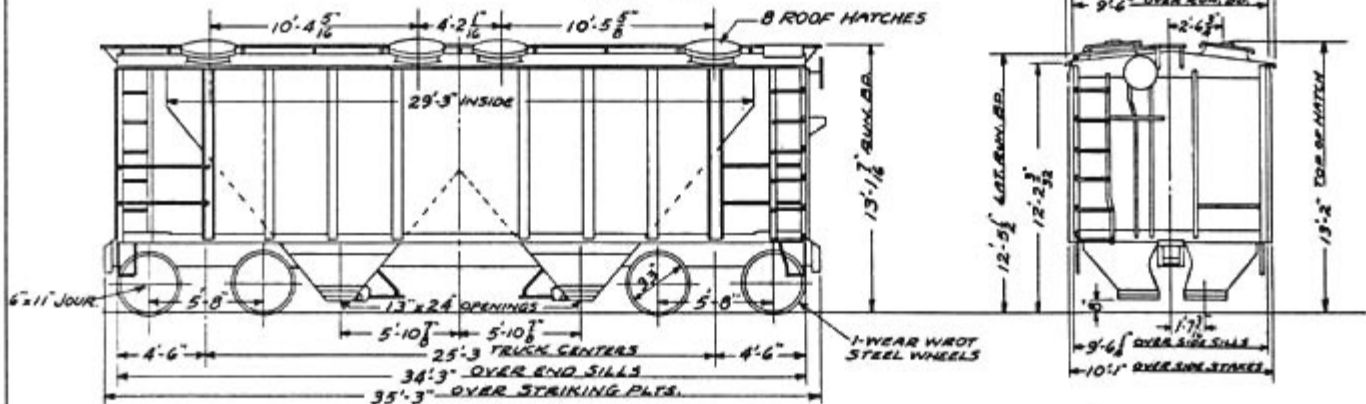
WEIGHT BODY 33990
 TRUCKS 16440

TOTAL 50430 LBS

BUILDERS LOT 8428

COVERED HOPPER CARS, CLASS LO
 BUILT BY PULLMAN STANDARD MAR. 1958
 AFE 10-58

CAR NOS. 11301-11330
 NO. OF CARS 30



ASF A-3 RIDE CONTROL TRUCKS	LENGTH INSIDE	$29'3"$	CAPACITY	140000 LBS.	WEIGHT-BODY	33960
MINER A-22-XL DRAFT GEARS	WIDTH	$9'5\frac{1}{2}"$	"	2003 CUFT	TRUCKS	16440
AAR FRICTION BEARINGS					TOTAL	50400 LBS

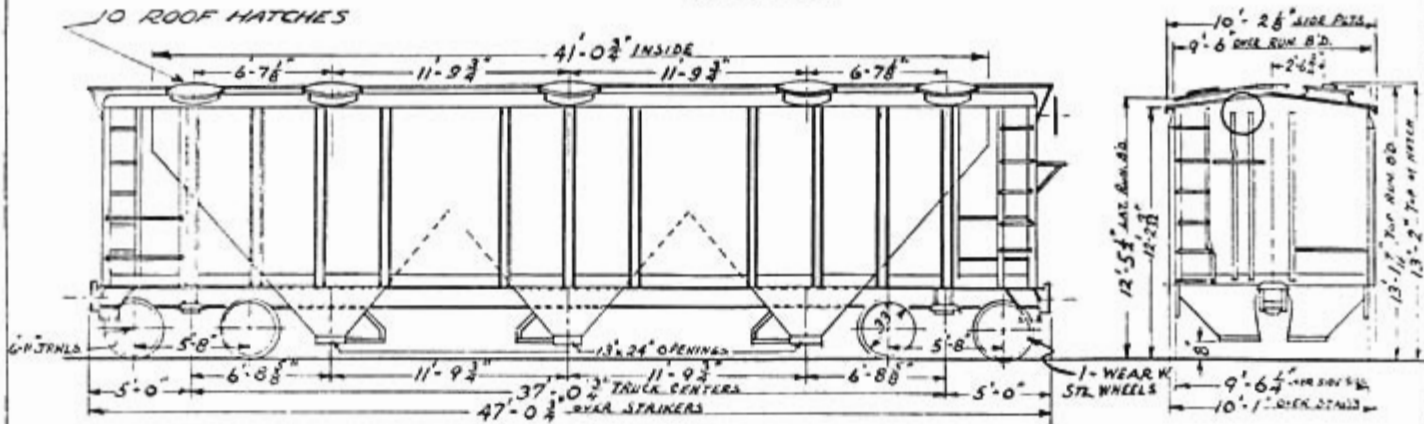
AWC 2-29-60

BUILDER'S LOT No. 8427

COVERED HOPPER CARS, CLASS LO
 BUILT BY PULLMAN STANDARD FEB. 1958
 AFE 10-58

CAR No. 11501-11510
 ORIG. No. CARS - 10

REVISED:
 3-29-60
 6-23-67



RSF A-3 RIDE CONTROL TRUCKS
 R-22-XL DRAFT GEAR
 AAR FRICTION BEARINGS

LENGTH INSIDE
 WIDTH "

41'-0 3/4"
 9'-5 1/2"

CAPACITY
 "

140 000 LBS
 2893 CU. FT

WEIGHT - BODY 44460
 TRUCKS 16410
 TOTAL 60900 LBS

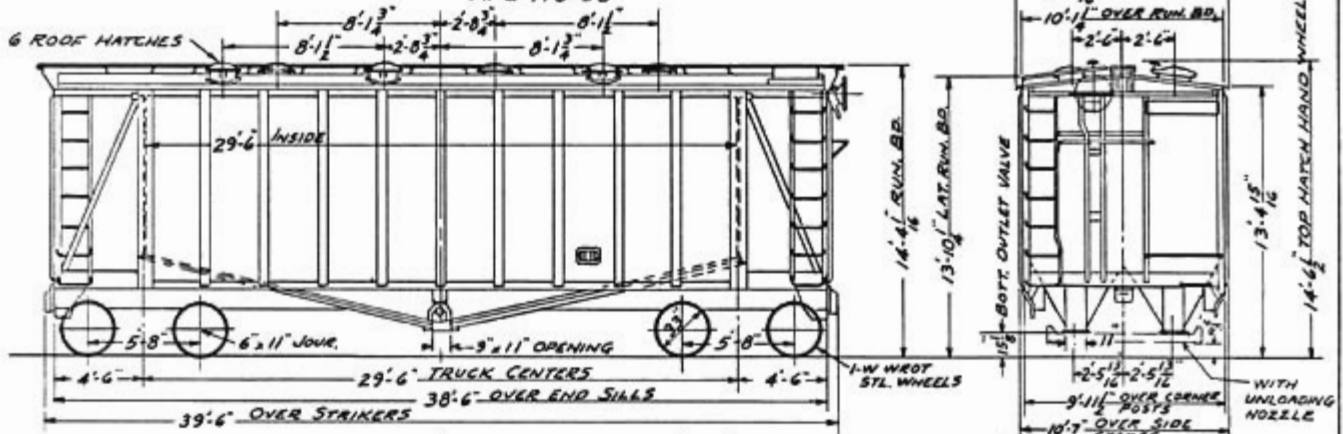
M.H.L. 1-6-58

BUILDERS SPEC. NO. 2676

AIRSLIDE COVERED HOPPER CAR, CLASS LO
 BUILT BY GENERAL AMERICAN TRANSPORTATION CORP. SEP. 1958
 AFE 118-58

CAR NOS. 11601-11604
 NO. OF CARS - 4

REVISED:
 3-28-60



TRUCKS, BARBER STABILIZED TYPE S-2-A
 DRAFT GEAR, AAR APPROVED
 AAR FRICTION BEARINGS

LENGTH INSIDE	29'-6"
WIDTH	9'-11"

CAPACITY	140,000 LBS.
	2600 CU. FT.

WEIGHT - BODY	40960
TRUCKS	16440
TOTAL	57400 LBS.

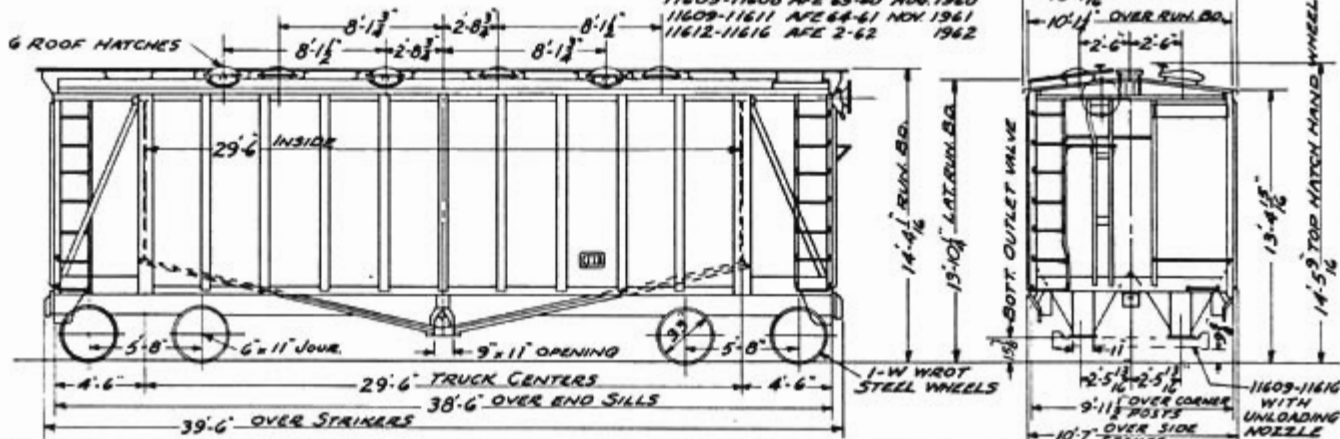
RWC 10-30-58

AIRSLIDE COVERED HOPPER CAR, CLASS LO
BUILT BY GENERAL AMERICAN TRANSPORTATION CORP.

11605-11608 AFE 65-40 AUG. 1960
11609-11611 AFE 64-41 NOV. 1961
11612-11616 AFE 2-62 1962

CAR NOS. 11605-11616
NO. OF CARS-12

REV. 11-14-61
4-25-62



TRUCKS, BARBER STABILIZED S-2-A
DRAFT GEAR, PEERLESS T-1
TIMKEN AP ROLLER BEARINGS

RWC 4-4-60

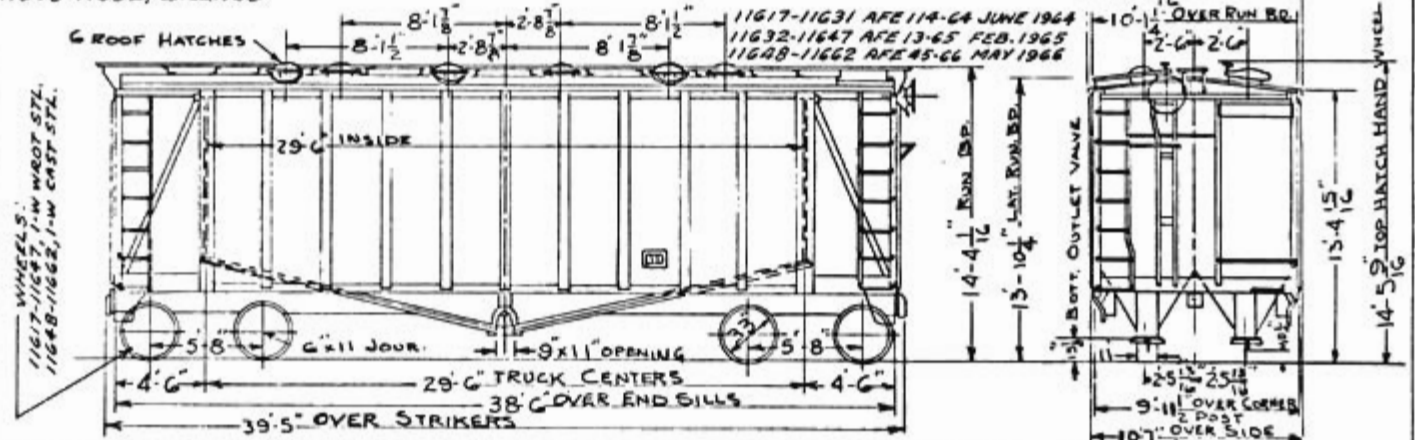
LENGTH INSIDE	29'-6"	CAPACITY	140,000 LBS	WEIGHT - BODY	40960
WIDTH	9'-11"	"	2600 CU.FT.	TRUCKS	16440
				TOTAL	57400

AIRSLIDE COVERED HOPPER CAR, CLASS-LO
 BUILT BY GENERAL AMERICAN TRANSPORTATION CORP.

ROLLER BEARINGS:
 11617-11647, TIMKEN
 11648-11662, BRENCO

CAR NOS. 11617-11662
 NO. OF CARS-46

REV. C-28-66



WHEELS:
 11617-11647, 1-W WROT STL.
 11648-11662, 1-W CAST STL.

11617-11631 AFE 114-64 JUNE 1964
 11632-11647 AFE 13-65 FEB. 1965
 11648-11662 AFE 45-66 MAY 1966

TRUCKS, BARBER STABILIZED S-2-A
 DRAFT GEAR, AAR APPROVED
 ROLLER BEARINGS: SEE ABOVE

LENGTH INSIDE	29'-6"	CAPACITY	140,000 LBS
WIDTH	9'-11"	"	2600 CU. FT.

WEIGHT-BODY	39660
TRUCKS	16440
TOTAL	56100

ROLLER BEARINGS:
11671-11680, TIMKEN
11681-11685, BRENCO

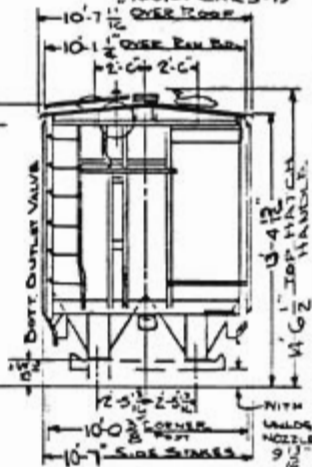
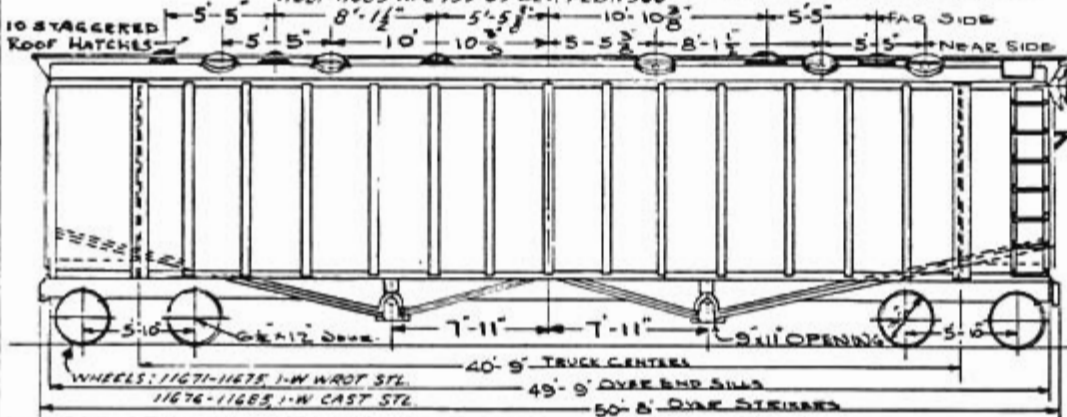
F 12-8-66

AIRSLIDE COVERED HOPPER CAR, CLASS-LO

BUILT BY GENERAL AMERICAN TRANSPORTATION CORP.
11671-11675 AFE 114-64 BLT MAY 1963, 11676-11680 AFE 159-65 BLT. NOV. 1965,
11681-11685 AFE 159-65 BLT. FEB. 1966

CAR NOS. 11671-11685
No. OF CARS-15

10 STAGGERED
ROOF HATCHES



WABCO PAC BRAKES: 11671-11680 ONLY
TRUCKS, BARBER STABILIZED TYPE S-2-A
FRICTION, DRAFT GEAR, AAR APPROVED
ROLLER BEARINGS: SEE ABOVE

LENGTH INSIDE 48'-11"
WIDTH " 9'-11"

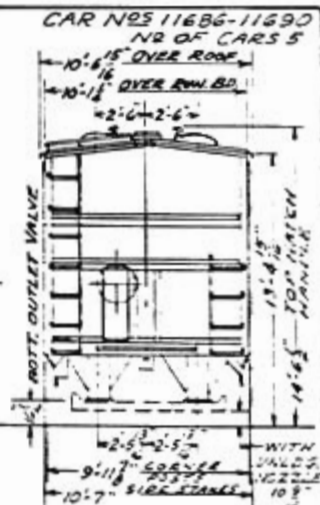
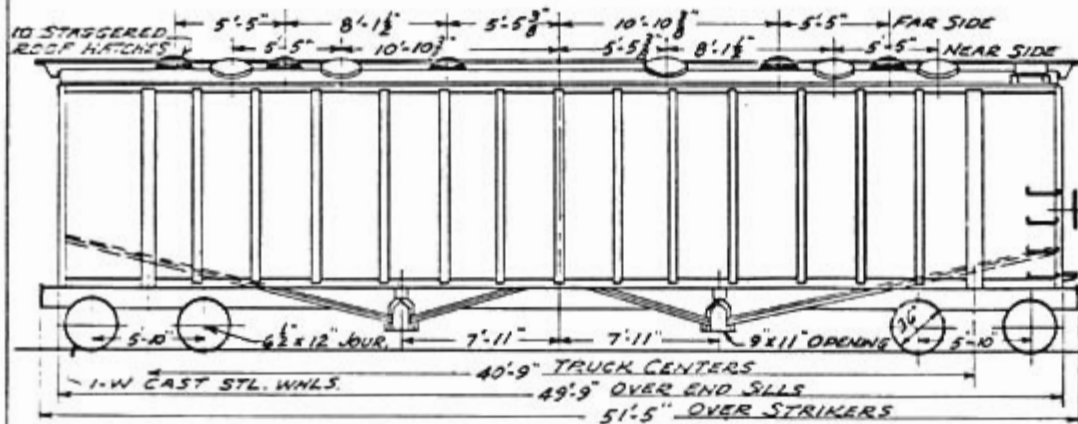
CAPACITY 188,000 LBS.
4,180 CUFT.

WEIGHT-BODY
- TRUCKS

TOTAL 72,000

JCS 1-25-65

AIRSLIDE COVERED HOPPER CAR, CLASS-LO
 BUILT BY GENERAL AMERICAN TRANSPORTATION CORP. SEPT. 1966
 AFE 129-66



TRUCKS BARBER STABILIZED TYPE S-2-A
 DRAFT GEAR, AAR APPROVED
 BRENCO ROLLER BEARINGS

LENGTH INSIDE 48'-11"
 WIDTH " 9'-11"

CAPACITY 190,000 LBS
 " 4,180 CU.FT.

WEIGHT-BODY
 " -TRUCKS

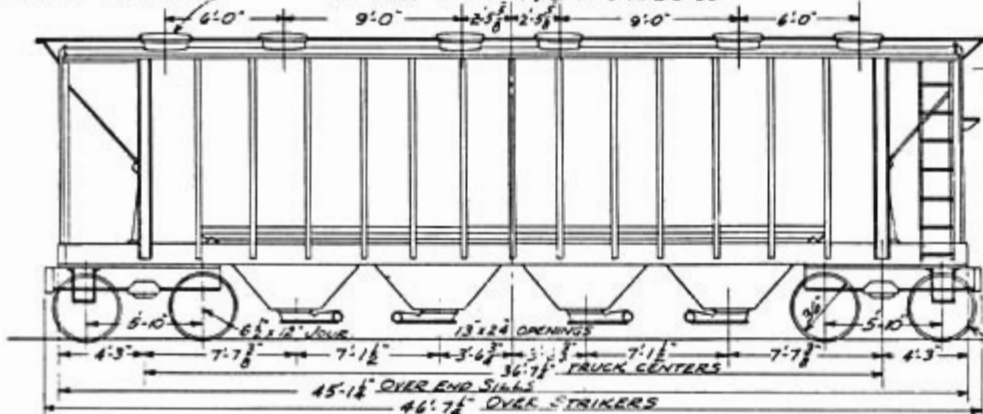
TOTAL 70,800

RWC 12-12-66

STAINLESS STEEL COVERED HOPPER CARS, CLASS LO
 BUILT BY THRALL CAR MFG. CO. SEPT 1962
 10 CARS AFE 1-62, 2 CARS AFE 6-63

CAR NOS 11701-11712
 NO. OF CARS 12

12 ROOF HATCHES,



REVISED
 6-23-67

WABCO PAC BRAKES, V-141 COBRA BRAKE SHOES
 ASF A-3 RIDE CONTROL TRUCKS
 DRAFT GEAR AAR APPROVED
 TIMKEN AP ROLLER BEARINGS

LENGTH INSIDE
 WIDTH

44'-7 1/8"
 9'-9 1/8"

CAPACITY

196,000 LBS
 4000 CU. FT.

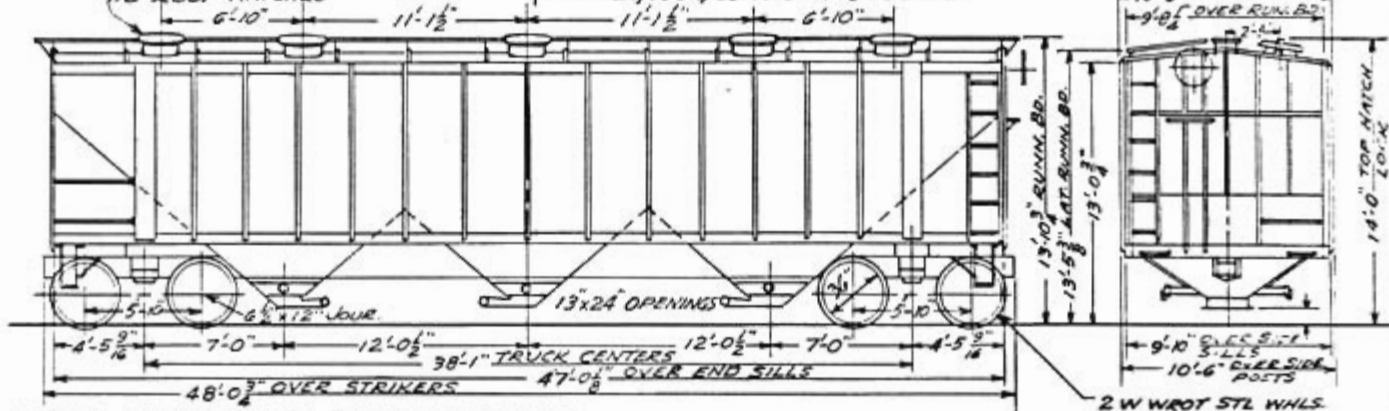
WEIGHT-BODY 42900
 TRUCKS 21600
 TOTAL 64500

RWC 12-3-62

STAINLESS STEEL COVERED HOPPER CARS, CLASS LO
 BUILT BY THRALL CAR CO. NOV. 1964
 WP11713 AFE 186-64 NIHX 92001-92017 LEASED FROM N.A.C.C.
 MAR. 21, 1964, CONTRACT 59322-2

CAR NOS. WP11713
 NIHX 92001-92017
 NO. OF CARS 18

10 ROOF MATCHES



REVISED
 6-23-67

UNIFRATE BRAKES, ANCHOR BRAKE SHOES A-11-4
 ASF A-3 RIDE CONTROL TRUCKS
 DRAFT GEAR AAR APPROVED
 TIMKEN AP ROLLER BEARINGS

LENGTH INSIDE 47'-0"
 WIDTH " 9'-9 7/8"

47'-0"
 9'-9 7/8"

CAPACITY 200,000 LBS.
 " 4000 CU.FT.

200,000 LBS.
 4000 CU.FT.

WEIGHT- BODY
 TRUCKS
 TOTAL 54000

54000

RWC 5-13-66

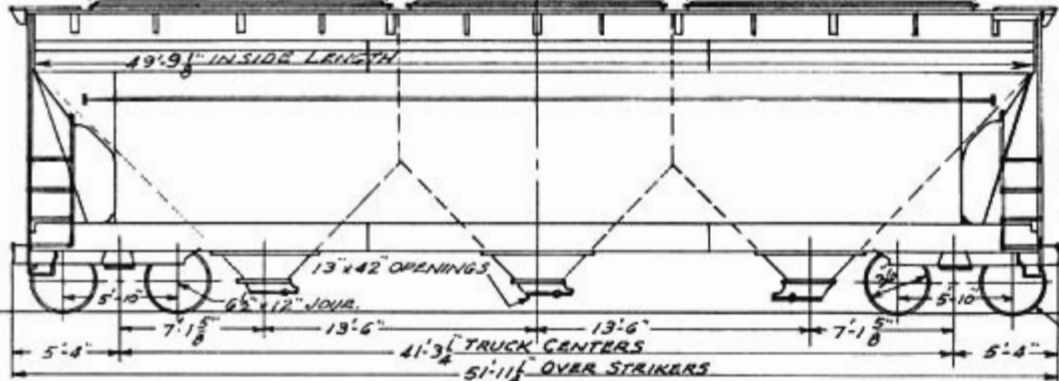
BUILDERS LOT No.11-02641 CENTER FLOW COVERED HOPPER CAR CLASS LO

BUILT BY AMERICAN CAR FDRY. CO. MARCH 1967

3 ROOF HATCHES

15'-1 $\frac{3}{4}$ " HATCH OPENING
x 20"12'-7 $\frac{3}{4}$ " HATCH OPENING
x 20"15'-1 $\frac{3}{4}$ " HATCH OPENING
x 20"

AFE 42-67

49'-9 $\frac{1}{8}$ " INSIDE LENGTH

13" x 42" OPENINGS

6 $\frac{1}{2}$ " x 12" JOUR.

5'-10"

5'-8"

7'-1 $\frac{5}{8}$ "

13'-6"

13'-6"

7'-1 $\frac{5}{8}$ "

5'-8"

41'-3 $\frac{1}{4}$ " TRUCK CENTERS51'-11 $\frac{1}{2}$ " OVER STRIKERS15'-2 $\frac{1}{4}$ " TOP OF RUNNY. 67

15'-6" EXTREME TOP OF HATCH

CAR Nos. 11751-11795

NO. OF CARS 45

10'-7 $\frac{3}{4}$ " OUTSIDE OF TANK10'-0 $\frac{5}{8}$ " OVER SCAPES8'-3 $\frac{3}{4}$ " OVER SILL

10'-1" OVER SIDE SILLS.

10'-1" OVER SIDE SILLS.

10'-1" OVER SIDE SILLS.

10'-1" OVER SIDE SILLS.

10'-1" OVER SIDE SILLS.

10'-1" OVER SIDE SILLS.

10'-1" OVER SIDE SILLS.

10'-1" OVER SIDE SILLS.

10'-1" OVER SIDE SILLS.

10'-1" OVER SIDE SILLS.

10'-1" OVER SIDE SILLS.

10'-1" OVER SIDE SILLS.

10'-1" OVER SIDE SILLS.

10'-1" OVER SIDE SILLS.

10'-1" OVER SIDE SILLS.

10'-1" OVER SIDE SILLS.

10'-1" OVER SIDE SILLS.

10'-1" OVER SIDE SILLS.

10'-1" OVER SIDE SILLS.

10'-1" OVER SIDE SILLS.

WABCO PAC BRAKES V-141 COBRA BRAKE SHOES

ASF A-3 RIDE CONTROL TRUCKS

DRAFT GEAR MINER FR-19

TIMKEN AP ROLLER BEARINGS

LENGTH INSIDE 49'-9 $\frac{1}{8}$ "WIDTH " 10'-7 $\frac{3}{4}$ "

CAPACITY

198,000 LBS.

4650 CU. FT.

WEIGHT-BODY 42900

TRUCKS 20400

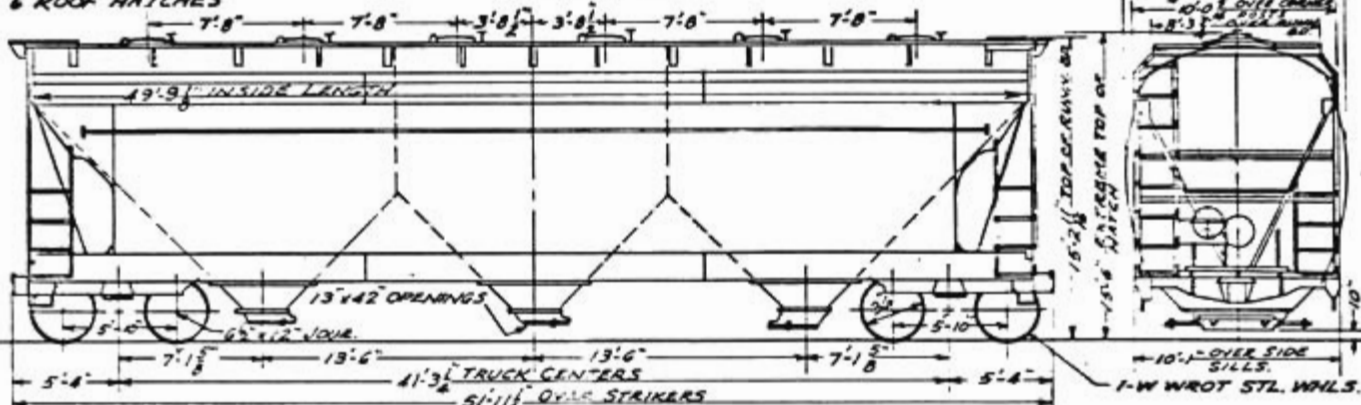
TOTAL 63300

BUILDERS LOT NO. 11-02642 CENTER FLOW COVERED HOPPER CAR CLASS LO
 BUILT BY AMERICAN CAR FDRY. CO. MARCH 1967
 AFE 42-67

CAR NOS. 11796-11800

NO. OF CARS 5

6 ROOF HATCHES



WASCO PAC BRAKES V-141 COBRA BRAKE SHOES

4-SF A-3 RIDE CONTROL TRUCKS

DRAFT GEAR MINER FR-19

TRUCKEN AP ROLLER BEARINGS

LENGTH INSIDE 49'-9 1/2"

WIDTH " 10'-7 1/2"

CAPACITY

198 000 LBS.

4650 CU.FT.

WEIGHT-BODY 42 000

TRUCKS 20 400

TOTAL 62 400

BUILDERS LOT No. 110225 CENTER FLOW COVERED HOPPER CAR, CLASS LO

CAR Nos. 11801-11825

BUILT BY AMERICAN CAR FDRY. CO. JUNE 1964

No. OF CARS 25

3 ROOF HATCHES

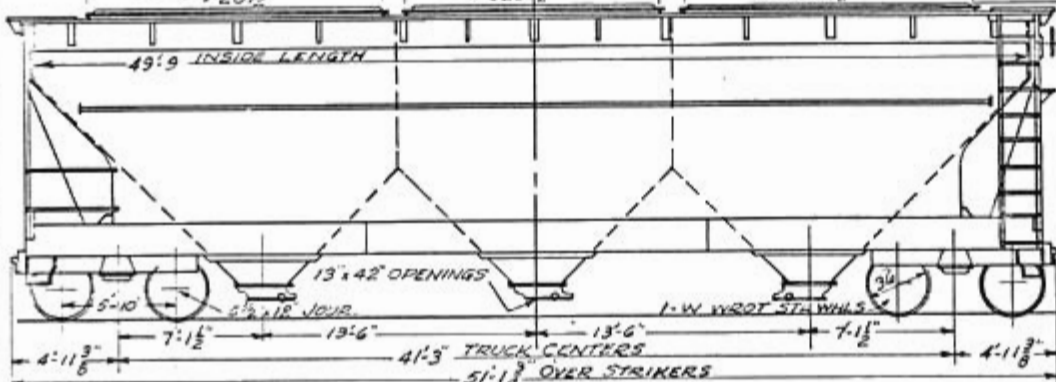
AFE 109-64

15'-1³/₄" HATCH OPENING
x 20¹/₂"

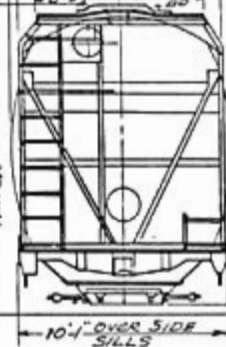
12'-7³/₄" HATCH OPENING
x 20¹/₂"

15'-1³/₄" HATCH OPENING
x 20¹/₂"

49'-9" INSIDE LENGTH



10'-7³/₄" OUTSIDE OF TANK
10'-0⁵/₈" OVER CORNER
8'-3¹/₂" OVER SILL



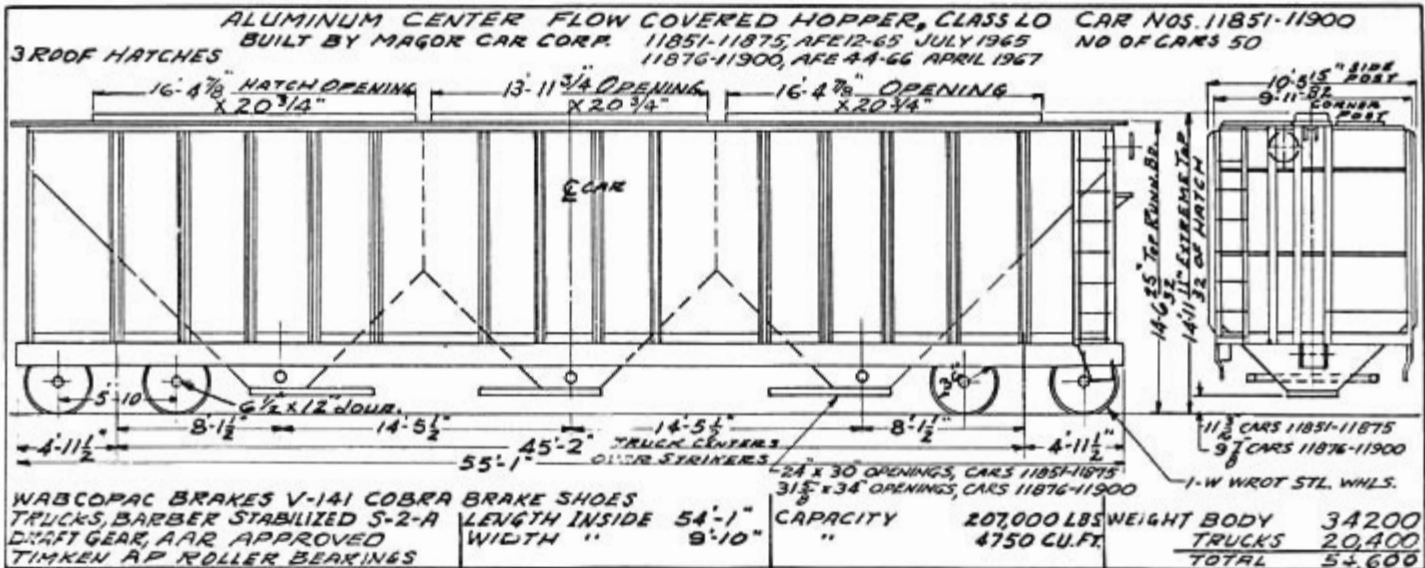
VIABCOPAC BRAKES, V-141 COBRA BRAKE SHOES
ASF F-3 RIDE CONTROL TRUCKS
DRAFT GEAR NATIONAL MF-400-A
TIMKEN AP ROLLER BEARINGS

LENGTH INSIDE 49'-9"
WIDTH 10'-7⁵/₁₆"

CAPACITY

196,000 LBS.
4650 CU. FT.

WEIGHT - BODY 46300
TRUCKS 20400
TOTAL 66700

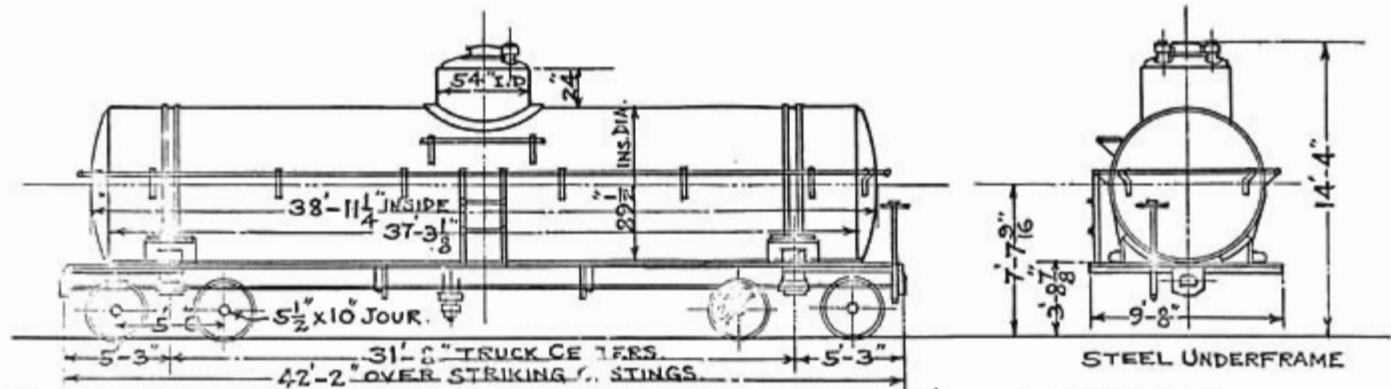


BUILDERS SPECIF. No. 990
ORDER No. 2452

STEEL TANK CAR, CLASS TM
BUILT BY GENERAL AMERICAN TANK CAR CORP.
1929.
SPEC. AAR III

CAR No's. 1201-1250
ORIG. No. OF CARS 50

REV.
5-19-30.
4-2-62



STEEL UNDERFRAME

SYDINGTON SIDE FRAME TRUCKS.
CARDWELL DRAFT GEAR G-25AA-SPL
AAR FRICTION BEARINGS

TRUCK CAPACITY	100000 LBS.
TANK	12500 GALS.

WEIGHT-BODY TRUCKS	
TOTAL	52500 LBS.

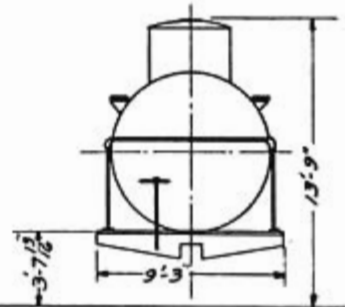
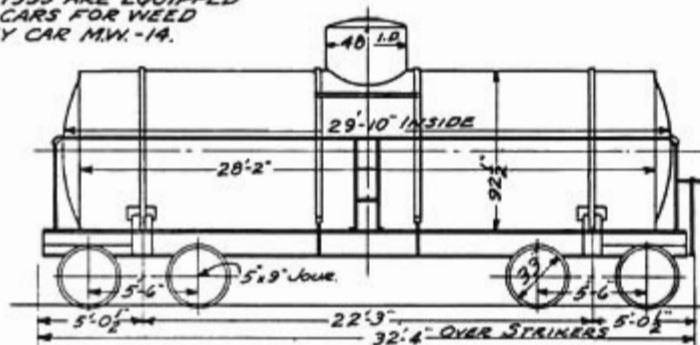
STEEL TANK CAR CLASS TM
 BUILT BY AC & F CO. MILTON, PA. 1912-13
 SPEC. AAR II

CAR Nos. 1301-1359
 NO. OF CARS 59

NOTE:
 CARS 1327 & 1355 ARE EQUIPPED
 WITH ELECTRIC DRIVEN PUMP
 FOR CAR OIL SERVICE.

RENUMBERED FROM 1081-1180 SERIES

CARS 1333 & 1335 ARE EQUIPPED
 AS SOLUTION CARS FOR WEED
 KILLER SPRAY CAR M.V. -14.



STEEL UNDERFRAME

TRUCK C.S. ANDREWS TYPE.
 CARDWELL DRAFT GEAR
 AAR FRICTION BEARINGS

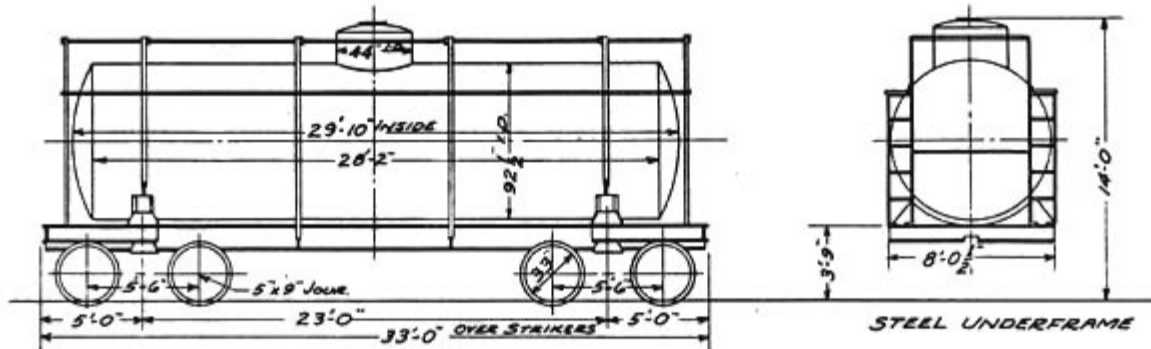
TRUCK CAPACITY...80000 LBS.
 TANK CAPACITY...10040 GALS. AVG.

WEIGHT-BODY
 TRUCKS _____
 TOTAL 40500

TANK CARS, CLASS TM
 BUILT BY A.C.F. CO., MILTON PA. 1912
 SPEC AAR II

CAR Nos. 1361-1371
 NO. OF CARS 11

RENUMBERED FROM 1021-1080 SERIES



TRUCKS C.S. ANDREWS TYPE
 CARDWELL DRAFT GEAR
 AAR FRICTION BEARINGS
 RMC 4-3-62

TRUCK CAPACITY...80000 LBS.
 TANK CAPACITY...10040 GALS. AVG.

WEIGHT - BODY
 TRUCKS
 TOTAL 40200