

**PASSENGER EQUIPMENT**  
**WESTERN PACIFIC RAILROAD CO.**

**OFFICE OF**  
**CHIEF MECH. OFFICER**  
**SACRAMENTO, CALIF.**

**BUILT**

PRESSED STEEL CAR CO.  
P. S. C. Co. SPEC. 2236.  
DATE. DEC. 1923 - FEB. 1924

**BRAKES**

BRAKING POWER 75% L.W. ON 50# (SPECIF.)  
W.A.B. SCHED. UC-1612  
AM. SLACK ADJ. FORM. J.  
SIMPLEX CLASP 8-BRAKE BEAMS.  
HAND BRAKE, BLACKALL.

**DRAFT GEAR**

MINER FRICTION A-S-P  
COUPLER, SHARON BOT. OPER.  
BUFFING DEVICE, MINER B-10.

**HEATING SYSTEM**

STEAM, VAPOR C.H. Co.  
STEAM COUPLERS, VAPOR Co. V.S. 4

**HOPPER**

A. & W. DRY # 21 SAMSON.

**INSIDE FINISH**

STEEL, SIDES & ENDS, COLOR PEAGREEN.  
AGASOTE, CEILING COLOR WHITE

**INSULATION**

INSUBESTOS

**LIGHTING SYSTEM:**

SAFETY COS., ELECTRIC  
BODY HUNG AXLE DEVICE 1-KW 40 V.  
TRAIN LINE CONN. GIBBS 3-G 2-FINGER.  
CHARG. RECP. 2 ANDERSON #1569 TYPE C  
BATTERIES EDISON A-8-H  
25 CELLS 150 AMP. HR.  
CENTER LAMPS 5 SAFETY COS. 19211

**TRUCKS**

4 WHEEL COMMONWEALTH STEEL FRAME & BOLSTER  
WHEELS 36" DIA. STEEL  
AXLES 5 1/2" X 10" A.R.A.  
JOUR. BOXES NAT. MALL. CO.  
PEDESTALS, CAST STEEL A.R.A.  
SIDE BEARINGS, MINER ROLLER.

**VENTILATORS**

UTILITY 8

**VESTIBULE**

DUMMY TYPE  
PLATFORM STEEL BUILT UP  
DIAPHRAGMS, ACME SIMPLEX 1-B  
UPPER BUFFER, FOWLER SEMI-ELLIPTIC SPG. ARRGT.

**WATER COOLER**

1-GALV. IRON P.S.C. Co.  
SEPARATE ICE COMPART.

REV.  
3-1-28.

**BUILT**

PULLMAN CO. CHICAGO.  
LOT 4716  
DATE. OCT.-NOV. 1923

**BRAKES**

BRAKING POWER 80% L.W. ON 70 \* (SPECIF.)  
W.A.B. SCHED. U.C.-1-18.  
AM. SLACK ADJ. FORM K-1.  
SIMPLEX CLASP 8-BRAKE BEAMS.  
HAND BRAKE, BLACKALL

**DRAFT GEAR**

MINER FRICTION A-5-P.  
COUPLER, SHARON BOTT. OPER.  
BUFFING DEVICE, MINER B-10.

**HEATING SYSTEM**

STEAM, VAPOR C. H. Co.  
STEAM COUPLERS, VAPOR CO. V.S. 4

**INSIDE FINISH**

~~STEEL, GRAINED MAHOGANY~~

**INSULATION**

FLAXLINUM

**LIGHTING SYSTEM**

SAFETY COS. ELECTRIC  
BODY HUNG AXLE DEVICE 3-KW & 5 KW  
TRAIN LINE CONN. GIBBS 3-G. 2-FINGER.  
CHARG. RECP. 2 ANDERSON #1569 TYPE C  
BATTERIES, EDISON, 2 SETS A-12-H  
25 CELLS 300 AMP. HR.  
CENTER LAMPS, 9 SAFETY COS. #19069  
17" BOWL #51638

**SEATS**

CAPACITY 84  
HEYWOOD WAKEFIELD #85 A.C.F.  
CRIMSON PLUSH L.C. CHASE CO. #129

**SALOON HOPPERS**

FLUSHING, TYPE  
DAYTON MFG. CO., ECKERT #44

**TRUCKS**

4 WHEEL COMMONWEALTH STEEL FRAME & BOLSTER  
WHEELS 36" DIA. STEEL  
AXLES 5 1/2" X 10" A.R.A.  
JOUR. BOXES, NAT. MALL. CO.  
PEDESTALS, CAST STEEL A.R.A.  
SIDE BEARINGS, MINER ROLLER.

**VENTILATORS**

UTILITY 14 (12 IN BODY OF CAR.)  
(1 IN EACH SALOON)

**VESTIBULES**

STEEL, WIDE TYPE.  
PLATFORM, STEEL BUILT UP.  
DIAPHRAGMS, ACME SIMPLEX 1-B.  
UPPER BUFFER, FOWLER SEMI-ELLIPTIC SPG. ARRGT.  
TRAP DOORS & LIFTING DEVICE TUCO STEEL.

**WATER SYSTEM**

~~GRAVITY OVERHEAD TANKS~~ PRESSURE  
2 - WATER COOLERS PULLMAN CO.  
SEPARATE ICE COMPART.  
MAX. TRACK CURVE 22°

ADDITIONAL EQUIPT. CARS 301-305, ~~310~~ HAVE SAFETY CARRIER AIR CONDITION.  
~~CARS 309, 311 312 313 HAVE CEILING FANS.~~

REV.  
3-28  
8-30-28

DIAGRAM SHOWN ON PAGE .4-A. WOOD COMB. COACH & BAGGAGE No. 402

BUILT

PULLMAN CO.

DATE 1888

BRAKES

BRAKING POWER.

W.A.B. BRAKE CYL. 10x12

HAND BRAKE, LINDSTROM.

DRAFT GEAR

3-SETS 6x8 COIL SPRINGS & FOLLOWER PL'S.  
COUPLER, SHARON. BOTT. OPERATING.  
CENTER SILLS, STEEL CONTIGOUS FROM END SILLS

HEATING SYSTEM

2 - STANDARD CABOOSE STOVES.  
1- IN BAGGAGE COMP 1- IN PASSENGER COMP.

INSIDE FINISH

PASSENGER COMP SIDES & ENDS TAN  
CEILING COLOR IVORY TOILET WHITE  
BAGGAGE COMP SIDES & ENDS COLOR PEA  
GREEN, CEILING WHITE.

INSULATION

LIGHTING SYSTEM

OIL LAMPS. NAYO STAND LAMPS ALTERED  
FOR CEILING BRACKETS  
WIRED FOR ELECTRIC LIGHTING FROM ENGINE.

SEATS

CAPACITY 70  
KEYWOOD WAKEFIELD  
SEAT COVERING, CRIMSON PILE

SALOON HOPPER

DRY

TRUCKS

4 WHEEL WOOD REINFORCED.  
WHEELS 33" DIA. CAST IRON SINGLE PLATE  
AXLES 5x9" A.R.A.

JOUR. BOXES, NAT. MALL. CO.  
PEDESTALS  
SIDE BEARINGS:

VENTILATORS

VESTIBULES (None)

PLATFORM, WOOD  
BEAMS.

WATER SYSTEM

2 GALV. IRON COOLERS  
SEPARATE ICE COMP.

REV.  
-30-28  
-9-37

REV.  
3-1-28.

**BUILT**

PULLMAN CO. CHICAGO  
LOT 4717  
DATE. OCT. 1923.

**BRAKES**

BRAKING POWER 80% L.W. ON 50 # (SPECIF.)  
W.A.B. SCHED. UC-2-14  
AM. SLACK ADJ. FORM. J  
SIMPLEX CLASP 12-BRAKE BEAMS.  
HAND BRAKE, BLACKALL

**DRAFT GEAR**

MINER FRICTION A-5-P  
COUPLER, SHARON BOTT. OPER.  
BUFFING DEVICE, MINER B-10

**HEATING SYSTEM**

STEAM VAPOR C.H.CO.  
STEAM COUPLERS, VAPOR CO. V.S. 4

**INSIDE FINISH**

~~STEEL GRAINED MAHOGANY EXCEPT  
KITCHEN & PANTRY PAINTED CREAM COLOR.~~

**INSULATION**

FLAXLINUM.

**KITCHEN EQUIPMENT**

RANGE, STEARNES 6'-0" COAL BURNING.  
BROILER, ROSS. 2'-0"  
URNS, TEA & COFFEE STEARNES.

**LIGHTING SYSTEM**

SAFETY COS. ELECTRIC.  
BODY HUNG AXLE DEVICE 4-KW & 5KW  
TRAIN LINE CONN. GIBBS 3-G 2-FINGER.  
CHARG. RECP. 2 ANDERSON #1569 TYPE C  
BATTERIES EDISON A-12-H, 2 SETS  
25 CELLS 375 AMP. HR.  
CENTER LAMPS 9 SAFETY COS. #19069  
17" BOWL # 51638

**REFRIGERATORS**

BOHN

**SEATS**

CAPACITY - 36  
CHAIRS MAHOGANY, NEWTON & HOYT DESIGN.  
SEAT COVERING BROWN SPANISH LEATHER.

**TABLES, DINING**

6 - LARGE STEEL  
6 - SMALL "

**TRUCKS**

6 WHEEL COMMONWEALTH STEEL FRAME & BOLSTER  
WHEELS 36" DIA. STEEL  
AXLES 5 1/2" x 10" A.R.A.  
JOUR. BOXES NAT. MALL. CO.  
PEDESTALS, ~~CAR~~ STEEL A.R.A.  
SIDE BEARINGS, MINER ROLLER

**VENTILATORS & FANS**

UTILITY VENT. 12" IN DINING ROOM  
~~GLOBE " 4 - 12" (1 IN PANTRY) (3 IN KITCHEN)~~  
~~GLOBE " 2 - 6" IN PASSAGEWAY~~  
SAFETY COS. FAN #19110, 5 IN DINING ROOM  
SAFETY " " 12" EXH #24012, 2 IN KITCHEN

**VESTIBULE**

DUMMY TYPE  
PLATFORM STEEL BUILT UP  
DIAPHRAGMS, ACME SIMPLEX I-B  
UPPER BUFFER, FOWLER SEMI-ELLIPTIC

**WATER SYSTEM**

GRAVITY - OVERHEAD TANKS  
2 IN KITCHEN APPROX. 99 GALS. CAPY. EA.  
2 " PANTRY " 44 " " " "  
PRESSURE TANK  
PULLMAN CO. STD. UNDER CAR 150 GALS. CAPY.

ADDITIONAL EQUIPT. CARS 501, 502, 504, 505, 506 HAVE SAFETY CARRIER AIR CONDITION.

**BUILT**

PULLMAN CAR & MFG. CORP. CHICAGO.  
 LOT 6160.  
 DATE. MAY. 1928.

**BRAKES**

BRAKING POWER 90% L.W. ON 60# (SPECIF.)  
 W.A.B. SCHED. UC-2-14  
 AM. SLACK ADJ. FORM J.  
 SIMPLEX CLASP 12-BRAKE BEAMS  
 HAND BRAKE MINER IDEAL SAFETY STAFF TYPE

**DRAFT GEAR**

MINER FRICTION A-5-X  
 COUPLER, SHARON BOTT. OPER.  
 BUFFING DEVICE, MINER B-10-X

**HEATING SYSTEM**

STEAM, VAPOR C.H. Co.  
 STEAM COUPLERS, VAPOR Co.

**INSIDE FINISH**

STEEL,

**INSULATION**

3-PLY SALAMANDER.  
 1"-CARINSUL.  
 2

**KITCHEN EQUIPMENT**

RANGE, STEARNES 4'-0" COAL BURNING.  
 BROILER.  
 URNS, COFFEE, STEARNES.

**LIGHTING SYSTEM.**

SAFETY COS. ELECTRIC (NEW TYPE)  
 BODY HUNG AXLE DEVICE 4-KW  
 TRAIN LINE CONN. GIBBS. 3-G 3-FINGER  
 CHARG. RECP. 2 ANDERSON #1569 TYPE C.  
 BATTERIES EDISON A-10-HW.  
 25 CELLS 375 AMP. HR.  
 CENTER LAMPS 8 SAFETY COS. #19557  
 12" BOWL #51646.

**REFRIGERATORS**

BOHN.

**SEATS**

CAPACITY-DINING COMP.-18, COACH COMP.-40  
 DINING CHAIRS NEWTON & HOYT COS. DESIGN.  
 CHAIR SEAT COVERING, LEATHER EAGLE-OTTAWA  
 COLONIAL GRAIN, COLOR #756.  
 SEATS IN COACH COMP. HEYWOOD-WAKEFIELD  
 16-REVERSIBLE #85 AFF. 4-BULKHEAD #85 EF.  
 COVERING MASS. MOHAIR Q.LTY. 935 PATT. 161 COLOR-  
 #756.

**TABLES, DINING**

3-LARGE, WOOD (BIRCH)  
 3-SMALL, " "

**TRUCKS**

6-WHEEL COMMONWEALTH STEEL FRAME & BOLSTER  
 WHEELS 36 1/2" DIA. ROLLED STEEL.  
 AXLES 5 1/2" X 10" A.R.A.  
 JOUR. BOXES, NAT. MALL. Co.  
 PEDESTALS, CAST IRON A.R.A.  
 SIDE BEARINGS, MINER ROLLER TYPE.

**VENTILATORS & FANS**

PULLMAN GARLAND VENT. 4-IN DINING ROOM.  
 1-IN LOBBY AT SIDE BOARD, 1-IN PANTRY.  
 4-IN COACH COMP, 1-IN EACH SALOON.  
 SAFETY COS. FAN. #19890, 2 IN DINING ROOM.  
 WESTINGHOUSE 12" VERT. EXH. 1-IN KITCHEN.  
 12" GLOBE VENT. ON ROOF OVER FAN.

**VESTIBULES**

1-WIDE TYPE, 1-DUMMY TYPE.  
 PLATFORM, STEEL BUILT UP.  
 DIAPHRAGMS, CURTAIN SUPPLY COS. 2 FOLD U.  
 UPPER BUFFER, FOWLER SEMI-ELLIPTIC Z  
 SPG. ARRGT.

**WATER SYSTEM.**

GRAVITY-OVERHEAD TANKS.  
 2-IN KITCHEN.

**SALOON HOPPERS**

DAYTON JECKER #40 IN WOMEN'S SALOON.  
 MFG. Co. " #44 " MENS. "

BUILT

PULLMAN CAR & MFG. CORP. CHICAGO.  
 LOT NO.  
 DATE MAY 1931

BRAKES

BRAKING POWER 90% L.W. ON 60<sup>#</sup> SPECIF.  
 W.A.B. SCHED. U.C.B.C. 1-18.  
 AM. SLACK ADJ. TYPE K.  
 SIMPLEX CLASP BEAMS 12, SPEC. AT DRIVE END.  
 HAND BRAKE-LINDSTOM, VEST. END MALL. IRON ENA.  
 OBSER. END IMPROVED TYPE WITH DROP HANDLE.

DRAFT GEAR

WESTINGHOUSE N-10-F  
 COUPLER, PASSENGER TYPE "D", BOTT. OPERATING.  
 BUFFING DEVICE, MINER

HEATING SYSTEM

STEAM VAPOR C.H. Co.  
 STEAM COUPLERS, VAPOR Co.

INSIDE FINISH

STEEL, PAINTED SOLID COLORS THROUGHOUT

INSULATION

FLOOR INSULATION, 1" HAIR FELT  
 SIDES, ENDS, & ROOF SALAMANDER.

BUFFET EQUIPMENT

BROILER WITH MONEL HOOD & LINING.  
 ICE CREAM CHEST, 2 SYPHON BOTTLES  
 EDLUND CAN OPENER, COFFEE URN, PARKER  
 HAND COFFEE MILL, ELECTRIC TOASTER, MIXER  
 LIGHTING SYSTEM.

SAFETY COS. ELECTRIC 30 VOLT D.C. FF-D-10, 100 AMP. HR.  
 GENERATOR, AXLE DEVICE, BODY HUNG #2 SUSPENSION  
 TRAIN LINE CONN. GIBBS 3-G, 2-FINGER.  
 CHARG. RECEPT. 2 ANDERSON # 1569 TYPE C.  
 BATTERIES, 2 SETS EDISON A-12-H  
 50 CELLS 375 AMP. HR  
 SEE SPECIF. FOR INDIVIDUAL LIGHTING FIXTURE REF.

REFRIGERATOR

IN BUFFET ICED FROM ROOF

SEATS

CAPACITY-LOUNGE-27, OBSERVATION LOUNGE-13  
 SUN ROOM - 8  
 SEE SPECIF. FOR INDIVIDUAL CHAIR & SETTEE N<sup>OS</sup>

TABLES (PULLMAN)

SUN ROOM - 1  
 OBSERVATION LOUNGE - 6  
 LOUNGE - 4  
 SEE SPECIF. FOR INDIVIDUAL TABLE N<sup>OS</sup>.

TRUCKS

6 WHEEL PULLMAN CAST STEEL FRAME & BOLSTER  
 WHEELS 36 1/2" DIA. ROLLED STEEL  
 AXLES 5" X 9" STEEL A.A.R.  
 JOUR. BOXES, PULLMANITE  
 PEDESTALS, BUILT-UP STEEL  
 SIDE BEARINGS WOODS #310-M.

VENTILATORS & FANS

PULLMAN STANDARD EXHAUST.  
 3-12" BLOW FANS.

AIR CONDITIONING SYSTEM

~~CARS EQUIPPED WITH PULLMAN MECHANICAL SYSTEM  
 WITH AUXILIARY HOLD OVER. WAUKESHA~~

VESTIBULES

PULLMAN STANDARD STEEL U-BEAM CONSTR.  
 WITH CANVAS DIAPHRAGM.  
 OBSERVATION END - CLIPPER TYPE.

WATER SYSTEM.

PULLMAN STANDARD AIR PRESSURE  
 GALVAN. STEEL TANK & CASING.

SALOON HOPPER.

DUNER- OPEN TYPE.

BUILT

PULLMAN CO. CHICAGO  
DATE: MARCH 1917

BRAKES

BRAKING POWER 90% L.W. ON 60\* (SPECIF)  
2 BRAKE CYLS. 16" x 12"  
AM. SLACK ADJUSTER  
HANDBRAKE, LINDSTROM

DRAFT GEAR

COUPLER, PITT SEPARATE HEAD  
GEAR, WESTINGHOUSE

HEATING SYSTEM

STEAM, VAPOR CAR HEATING CO'S ZONE-  
HEATING, FINNED RADIATION.  
STEAM COUPLER  
PULLMAN HEATER

INSIDE FINISH

GRAY-CREAM WALLS  
CREAM, HEADLINING

KITCHEN EQUIPMENT

RANGE, STEARNS COAL BURNING

LIGHTING SYSTEM

WAUKESHA 7 1/2 KW, 32V ENG. GENERATOR  
SAFETY CAR LIGHTING CO'S, 750 W, 110V,  
MOTOR ALTERNATOR  
TRAIN LINE CONN GIBBS 3-G.  
CHARG. RECEPT. 1 ANDERSON\*1569, TYPE C  
BATTERIES, EDISON A-12-HW 1 SET  
25 CELLS, 450 AMP HR.

REFRIGERATOR

1 LOCATED ON PLATFORM

SEATS

9 CHAIRS IN DINING ROOM  
4 CHAIRS IN OBSERV. ROOM  
10 BERTHS

TABLE DINING

EXTENSION TABLE

TRUCKS

6 WHEEL, PULLMAN\*1910 CAST STEEL  
WHEELS 36" DIA. STEEL  
AXLES 5 1/2" x 10" A.R.A.  
JOUR. BOXES  
PEDESTALS  
SIDE BEARINGS

AIR CONDITIONING

WAUKESHA 7 TON CAPY, MODEL D-1-  
ICE ENGINE, WITH SUB-COOLER & TRANE-  
CO. EVAPORATOR.  
AMERICAN AIR FILTER CO'S ELECTRO-  
AIR MAT FILTERS & "DUREX" DEODORIZERS.

VENTILATORS & FANS

TRANE CO. 2400 C.F.M. CIRCULATING FAN  
1-EXHAUST FAN IN KITCHEN  
5-OSCILLATING FANS, 1 EACH BEDROOM

VESTIBULES

1 WIDE TYPE  
PLATFORM STEEL, 1 OBSERV. PLAT.  
DIAPHRAGM  
UPPER BUFFER

WATER SYSTEM

GRAVITY & AIR PRESSURE

SPEED RECORDER

WESTON

CLOCK

BALL 5" DIAL, BALL WATCH CO.  
CLEVELAND.



BUILT

PULLMAN CO. CHICAGO  
DATE: YEAR 1914

BRAKES

BRAKING POWER  
2 BRAKE CYLS. 16"X12"  
AM. SLACK ADJ.  
HAND BRAKE

DRAFT GEAR

COUPLER, PITT SEPARATE HEAD  
GEAR

HEATING SYSTEM

STEAM, CHICAGO CAR HEATING COS. SYSTEM  
STEAM COUPLERS  
PULLMAN HEATER

INSIDE FINISHKITCHEN EQUIPMENT

RANGE, STEARNES COAL BURNING

LIGHTING SYSTEM

U.S.L. CO. ELECTRIC  
TRUCK HUNG, AXLE DEVICE  
TRAIN LINE CONN.  
CHARG. RECF.  
BATTERIES

REFRIGERATOR

1 LOCATED ON PLATFORM

SEATS

8 CHAIRS IN DINING ROOM, 4 IN OBSERV. RM.  
NO OF BERTHS 14

TABLE DINING

EXTENSION TABLE

TRUCKS

6 WHEEL, PULLMAN #1910 CAST STEEL  
WHEELS 36" DIA. STEEL  
AXLES 5"X9"  
JOUR. BOXES  
PEDESTALS  
SIDE BEARINGS

VENTILATORS & FANS

GARLAND VENTILATORS  
6 OSCILLATING, 1 EXHAUST FAN.

VESTIBULES

1 WIDE TYPE  
PLATFORM STEEL, 1 OBSERV. PLAT.  
DIAPHRAGM  
UPPER BUFFER

WATER SYSTEM

GRAVITY & AIR PRESSURE

SPEED RECORDERCLOCK

BUILT

PULLMAN CO. CHICAGO  
DATE: YEAR 1917

BRAKES

BRAKING POWER  
2 BRAKE CYLS. 16" X 12"  
AM. SLACK ADJ.  
HAND BRAKE

DRAFT GEAR

COUPLER, MCB STD. TYPE D BOTTOM OPER.  
GEAR

HEATING SYSTEM

STEAM, CHICAGO CAR HEATING COS. SYSTEM  
STEAM COUPLERS  
PULLMAN HEATER

INSIDE FINISHKITCHEN EQUIPMENT

RANGE, STEARNES COAL BURNING

LIGHTING SYSTEM

TRAIN LINE CONN.  
CHARG. RECF.  
BATTERIES

REFRIGERATOR

1 LOCATED ON PLATFORM

SEATS

8 CHAIRS IN DINING ROOM, 4 IN OBSERV. RM.  
NO OF BERTHS 14

TABLE DINING

EXTENSION TABLE

TRUCKS

6 WHEEL, PULLMAN #2410 CAST STEEL  
WHEELS 36" DIA. STEEL  
AXLES 5" X 9"  
JOUR. BOXES  
PEDESTALS  
SIDE BEARINGS

VENTILATORS & FANS

7 OSCILLATING, 1 EXHAUST FAN.

VESTIBULES

1 WIDE TYPE  
PLATFORM STEEL, 1 OBSERV. PLAT.  
DIAPHRAGM  
UPPER BUFFER

WATER SYSTEM

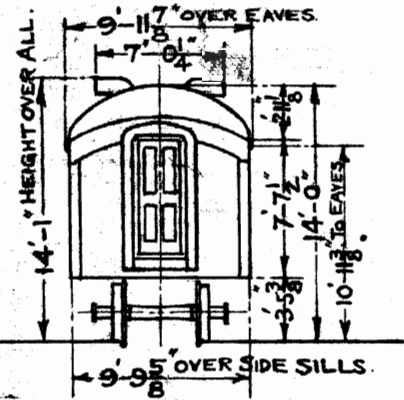
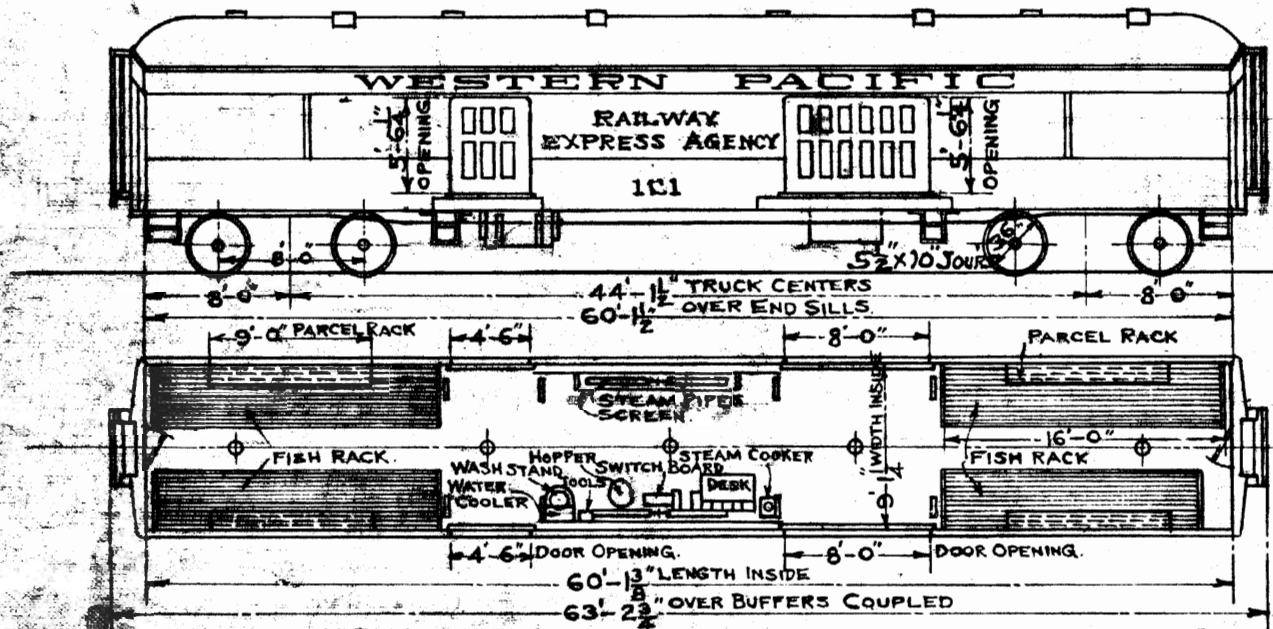
GRAVITY & AIR PRESSURE

SPEED RECORDERCLOCK

CAR Nos. 121 - 140  
 5 CARS, NOS. 121, 128, 132, 136, 139 (2-12-58)

BAGGAGE EXPRESS CARS  
 STEEL

REV.  
 5-12-58  
 5-19-58



WEIGHT-BODY 70550 LBS  
 TRUCKS 31450 "  
 TOTAL 102000 LBS.

SEE DATA SHOWN ON PAGE. A

RJD. 5-2-

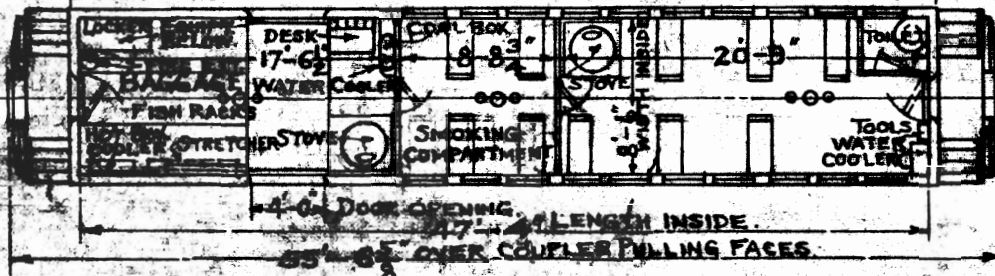
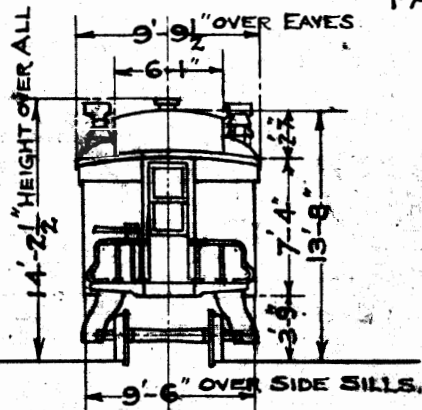
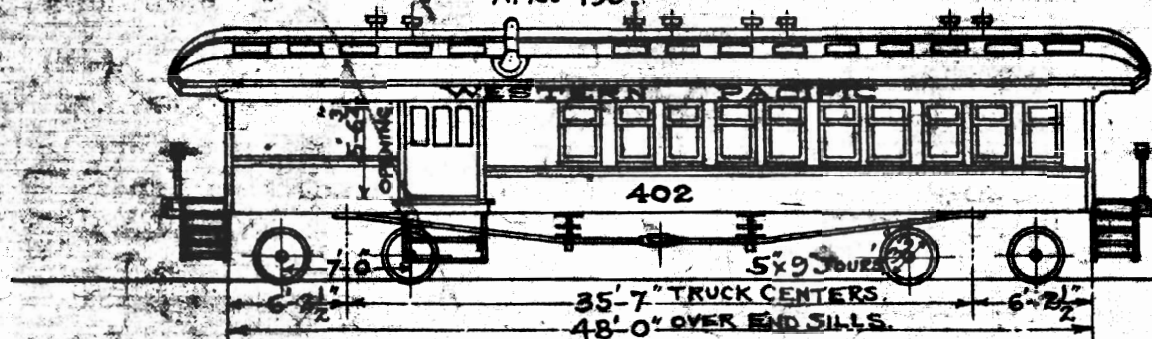


CAR No. 402.

PURCHASED FROM D. & R. G. W. (CAR No. 550) JAN. 1925.  
OVERHAULED SACRAMENTO SHOP. FEB. 1-1925.  
APR. 1937

COACH  
COMB. COACH & BAGGAGE  
WOOD

PAGE 4-A



STEEL CENTER SILLS & NEEDLE BEAMS  
APPLIED AT SACRAMENTO APR. 1937.

WEIGHT-BODY  
TRUCKS.  
TOTAL 65600 LBS.

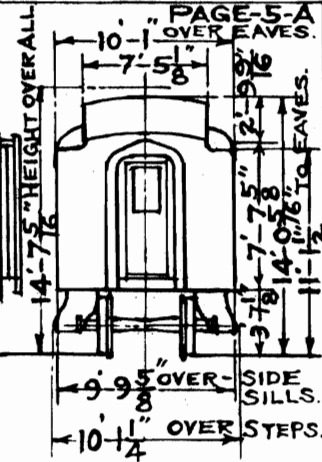
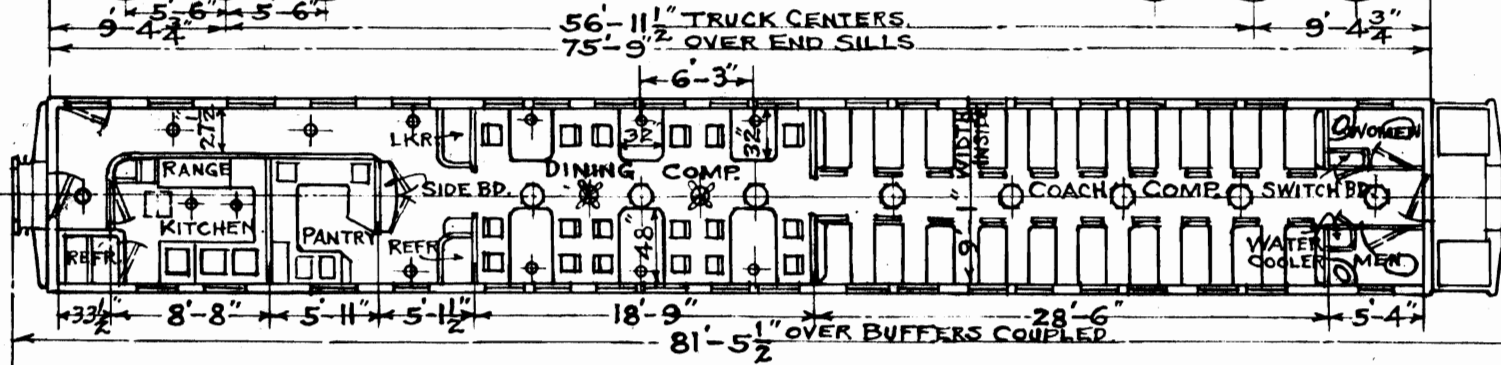
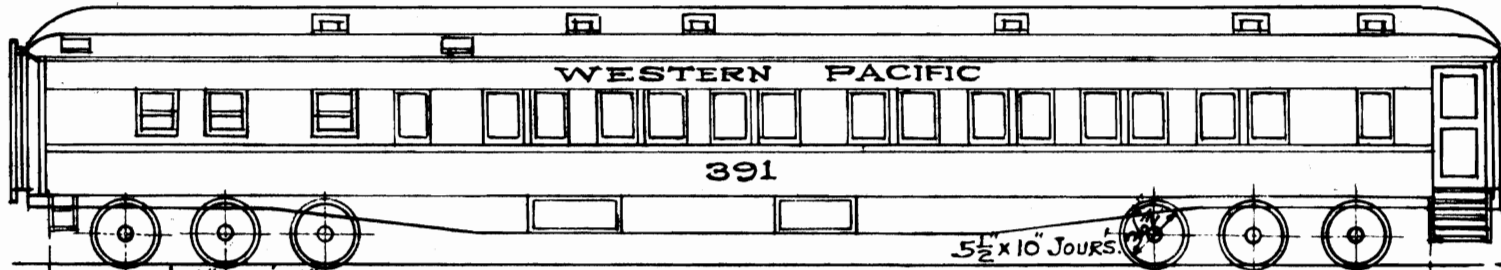
SEE DATA SHOWN ON PAGE D-1



CAR No's. 391-394

CAFE COACHES  
STEEL

REV.  
8-12-29



| WEIGHT-BODY | LBS       |
|-------------|-----------|
| TRUCKS      | "         |
| TOTAL       | 159900LBS |

R.J.D. 8-28-28.

SEE DATA SHOWN ON PAGE E-1.

PAGE 5-A  
OVER EAVES.

2'-9 9/16"

7'-7 5/8"

14'-0 7/8"

11'-1 1/2"

10'-1" OVER EAVES.

9'-9 5/8" OVER SIDE SILLS.

10'-1 1/4" OVER STEPS.

9'-4 3/4"

56'-11 1/2" TRUCK CENTERS.

75'-9 1/2" OVER END SILLS.

6'-3"

28'-6"

81'-5 1/2" OVER BUFFERS COUPLED.

5'-4"

5'-11"

8'-8"

33 1/2"

32"

32"

14'-8"

9"

27 1/2"

18'-9"

5'-11"

5'-11 1/2"

18'-9"

18'-9"

18'-9"

18'-9"

18'-9"

18'-9"

18'-9"

18'-9"

18'-9"

18'-9"

18'-9"

18'-9"

18'-9"

18'-9"

18'-9"

18'-9"

18'-9"

18'-9"

18'-9"

18'-9"

18'-9"

18'-9"

18'-9"

18'-9"

18'-9"

18'-9"

18'-9"

18'-9"

18'-9"

18'-9"

18'-9"

18'-9"

18'-9"

18'-9"

18'-9"

18'-9"

18'-9"

18'-9"

18'-9"

18'-9"

18'-9"

18'-9"

18'-9"

18'-9"

18'-9"

18'-9"

18'-9"

18'-9"

18'-9"

18'-9"

18'-9"

18'-9"

18'-9"

18'-9"

18'-9"

18'-9"

18'-9"

18'-9"

18'-9"

18'-9"

18'-9"

18'-9"

18'-9"

18'-9"

18'-9"

18'-9"

18'-9"

18'-9"

18'-9"

18'-9"

18'-9"

18'-9"

18'-9"

18'-9"

18'-9"

18'-9"

18'-9"

18'-9"

18'-9"

18'-9"

18'-9"

18'-9"

18'-9"

18'-9"

18'-9"

18'-9"

18'-9"

18'-9"

18'-9"

18'-9"

18'-9"

18'-9"

18'-9"

18'-9"

18'-9"

18'-9"

18'-9"

18'-9"

18'-9"

18'-9"

18'-9"

18'-9"

18'-9"

18'-9"

18'-9"

18'-9"

18'-9"

18'-9"

18'-9"

18'-9"

18'-9"

18'-9"

18'-9"

18'-9"

18'-9"

18'-9"

18'-9"

18'-9"

18'-9"

18'-9"

18'-9"

18'-9"

18'-9"

18'-9"

18'-9"

18'-9"

18'-9"

18'-9"

18'-9"

18'-9"

18'-9"

18'-9"

18'-9"

18'-9"

18'-9"

18'-9"

18'-9"

18'-9"

18'-9"

18'-9"

18'-9"

18'-9"

18'-9"

18'-9"

18'-9"

18'-9"

18'-9"

18'-9"

18'-9"

18'-9"

18'-9"

18'-9"

18'-9"

18'-9"

18'-9"

18'-9"

18'-9"

18'-9"

18'-9"

18'-9"

18'-9"

18'-9"

18'-9"

18'-9"

18'-9"

18'-9"

18'-9"

18'-9"

18'-9"

18'-9"

18'-9"

18'-9"

18'-9"

18'-9"

18'-9"

18'-9"

18'-9"

18'-9"

18'-9"

18'-9"

18'-9"

18'-9"

18'-9"

18'-9"

18'-9"

18'-9"

18'-9"

18'-9"

18'-9"

18'-9"

18'-9"

18'-9"

18'-9"

18'-9"

18'-9"

18'-9"

18'-9"

18'-9"

18'-9"

18'-9"

18'-9"

18'-9"

18'-9"

18'-9"

18'-9"

18'-9"

18'-9"

18'-9"

18'-9"

18'-9"

18'-9"

18'-9"

18'-9"

18'-9"

18'-9"

18'-9"

18'-9"

18'-9"

18'-9"

18'-9"

18'-9"

18'-9"

18'-9"

18'-9"

18'-9"

18'-9"

18'-9"

18'-9"

18'-9"

18'-9"

18'-9"

18'-9"

18'-9"

18'-9"

18'-9"

18'-9"

18'-9"

18'-9"

18'-9"

18'-9"

18'-9"

18'-9"

18'-9"

18'-9"

18'-9"

18'-9"

18'-9"

18'-9"

18'-9"

18'-9"

18'-9"

18'-9"

18'-9"

18'-9"

18'-9"

18'-9"

18'-9"

18'-9"

18'-9"

18'-9"

18'-9"

18'-9"

18'-9"

18'-9"

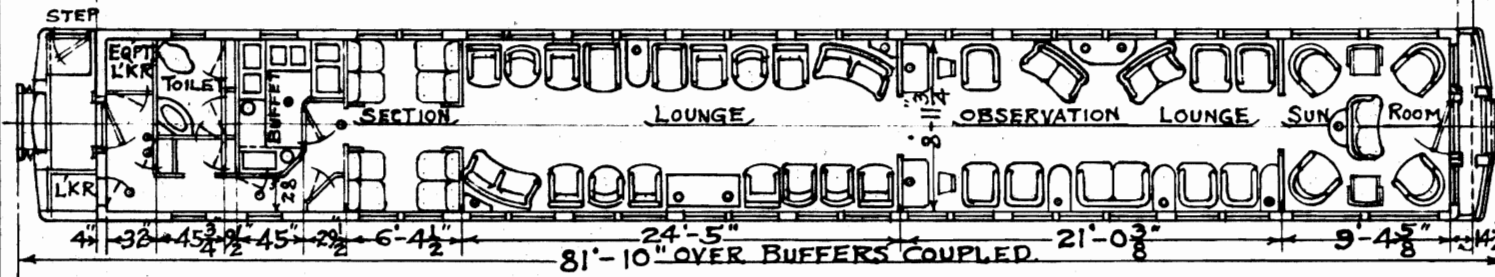
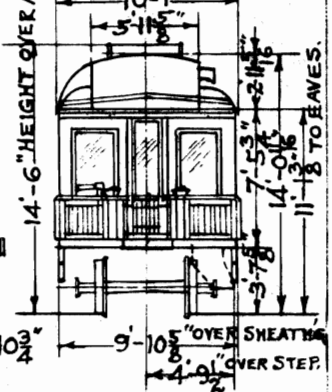
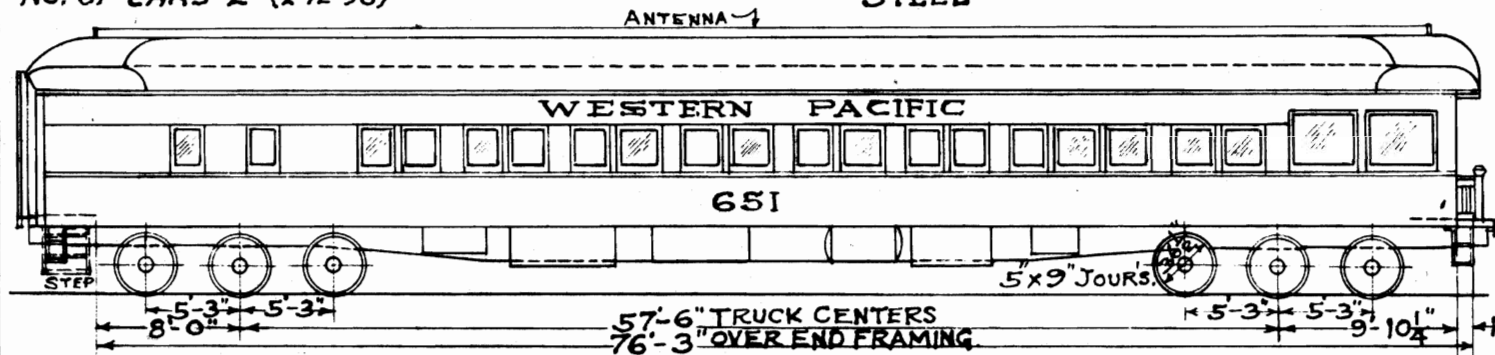
18'-9"

18'-9"

CAR N<sup>o</sup>s. 651 653  
 NO. OF CARS 2 (2-12-58)

LOUNGE - OBSERVATION CARS.  
 STEEL

PAGE - 5 - B  
 OVER RAILS



WEIGHT BODY LBS  
 TRUCKS "  
 TOTAL 169000 LBS



## STANDARD SLEEPERS

Car Nos. 701-703

No. of Cars 3

| <u>Car No.</u> | <u>Name</u> |
|----------------|-------------|
| 701            | Clover Plot |
| 702            | " Town      |
| 703            | " Villa     |

All cars are air conditioned

Cars are leased to Pullman Co.

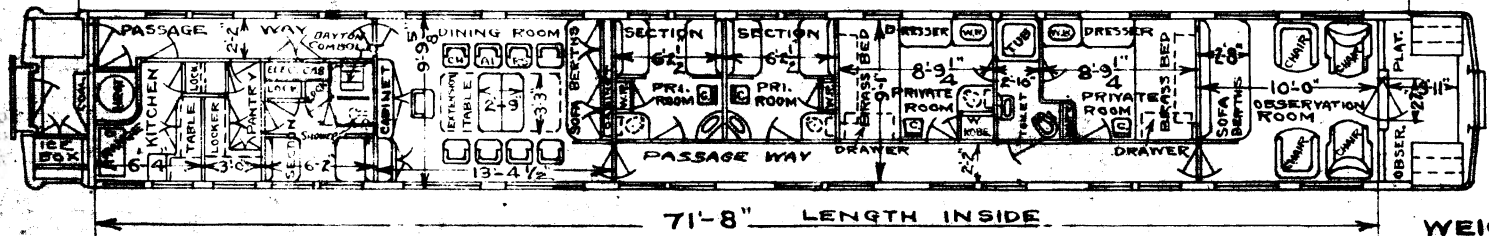
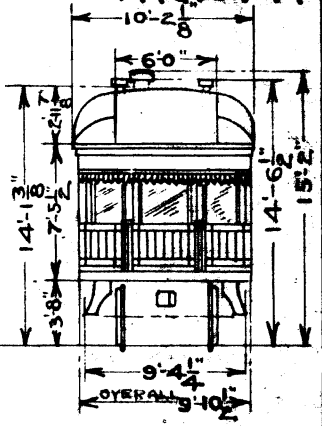
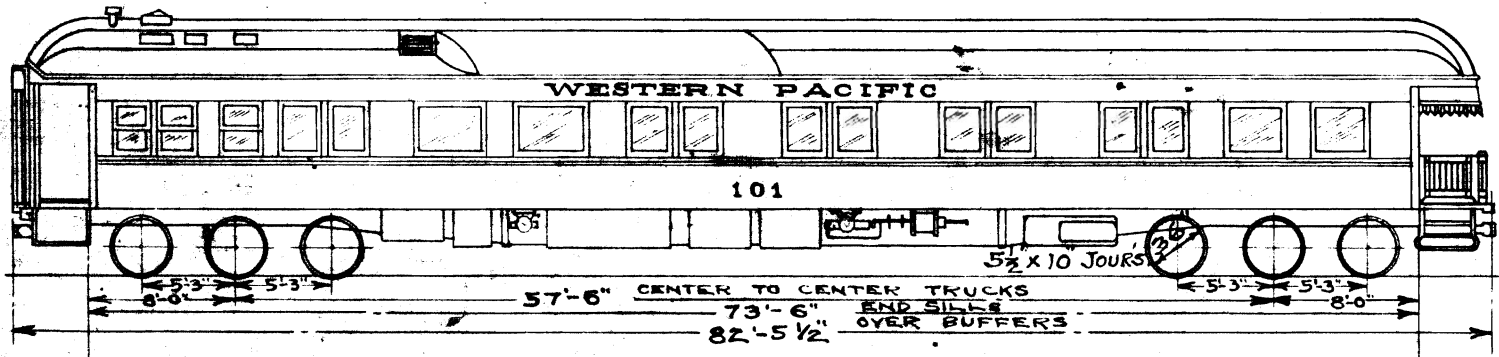
Information for a diagram not available.

REV.  
6-2-47

CAR No. 101

# OFFICIAL CAR STEEL

PAGE 7-A



**WEIGHT-BODY  
TRUCKS**  
**TOTAL-185680 LBS**

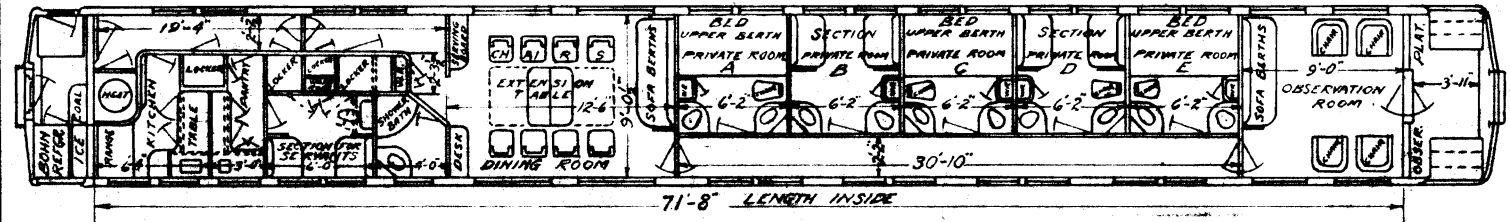
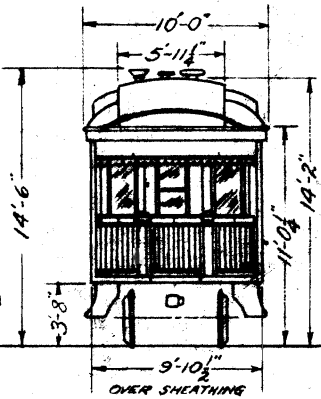
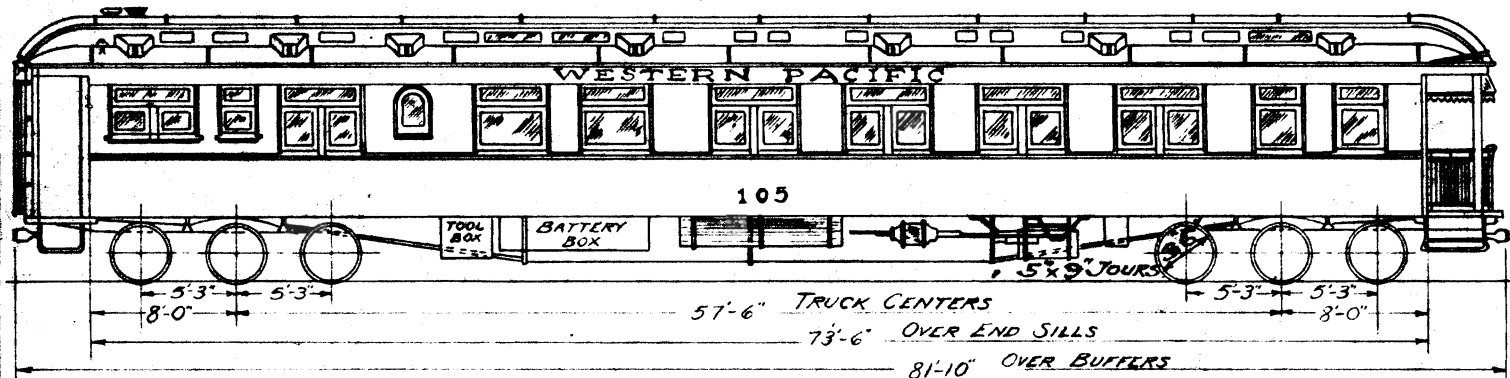
SEE DATA SHOWN ON PAGE G-1

L.V.V.W. 2.19.27

CAR NO 105

# OFFICIAL CAR STEEL

PAGE 8



WEIGHT-BODY  
TRUCKS  
TOTAL-192,500 LBS.

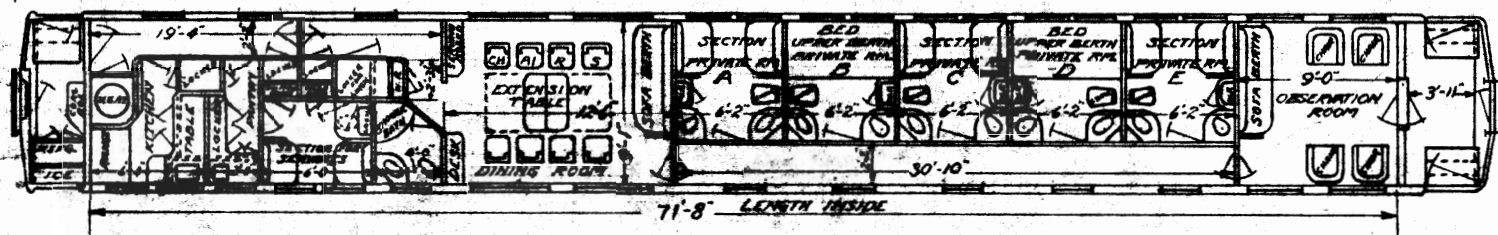
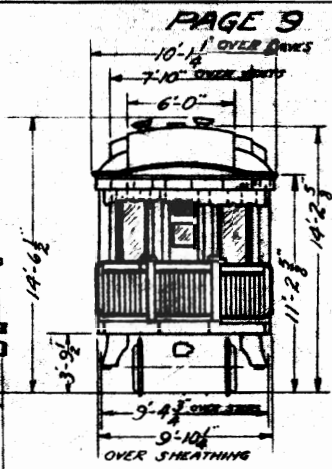
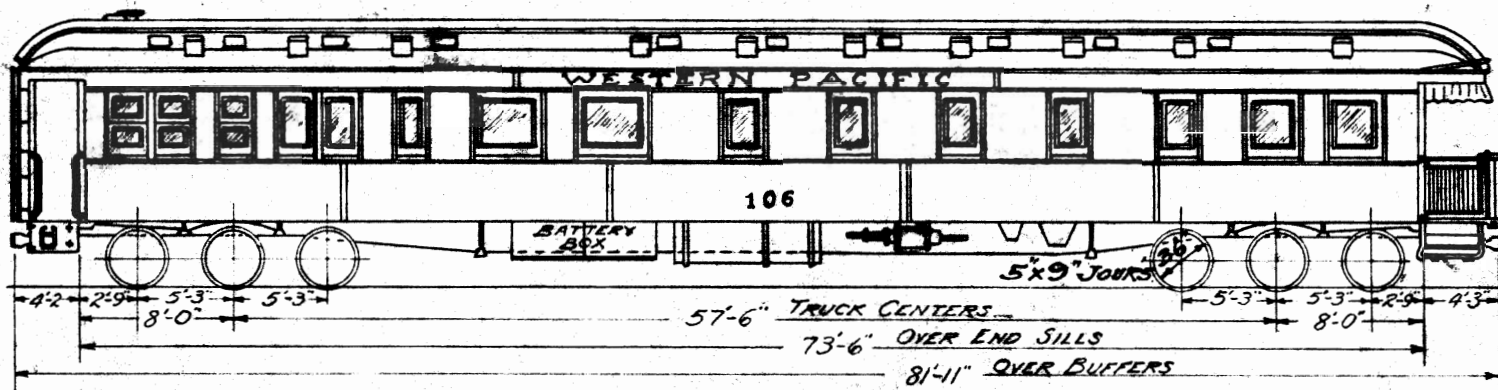
RWG 8-7-45

SEE DATA SHOWN ON PAGE H

CAR NO 106

# OFFICIAL CAR STEEL

PAGE 9



WEIGHT-BODY TRUCKS  
TOTAL-185880 LBS.

RWC 8-14-43

SEE DATA SHOWN ON PAGE I